

ACI Racing Weekend Vallelunga, 15-16 Giugno 2024

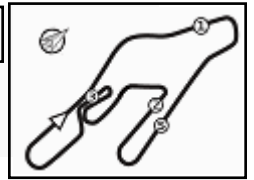
Campionato Italiano GT Endurance - Classifica Race

Laps 98 = 400,330 km - Avg 132,396 km/h - Race Time 3:01'25.470

No.	Driver 1 Entrant	Driver 2 Team	Driver 3 Car	Class	Laps	Time	Gap	Rel.	Fastest Lap
1	27 LECLERC Arthur (MCO) 1'33.127 SCUDERIA BALDINI	FISICHELLA Giancarlo (ITA) Scuderia Baldini	MOSCA Tommaso (ITA) 1'32.911 Ferrari 296	GT3-GT3PF	98	3:01'25.470		94	1'32.376
2P	12 AKA Alex (DEU) 1'32.852 TRESOR AUDI SPORT ITALIA	DELLI GUANTI Pietro (ITA) Tresor Audi Sport Italia	MAZZOLA Rocco (ITA) 1'33.511 Audi R8 LMS	GT3-GT3PF	98	3:01'31.270	5.800	5.800	91 1'32.039
3	7 COMANDINI Stefano (ITA) 1'33.251 BMW ITALIA CECCATO RACING	GUERRA Francesco (ITA) 1'33.799 BMW Italia Ceccato Racing	DENES Philippe (USA) BMW G82 M4	GT3-GT3PF	98	3:01'35.683	10.213	4.413	90 1'32.753
4	99 MONCINI Leonardo (ITA) TRESOR AUDI SPORT ITALIA	COLA Andrea (ITA) 1'33.126 Tresor Audi Sport Italia	VAN BERLO Glenn (NLD) 1'33.359 Audi R8 LMS	GT3-GT3PF	98	3:01'36.097	10.627	0.414	95 1'32.343
5	19 CAZZANIGA Riccardo (ITA) 1'33.523 VSR	DI FOLCO Alberto (ITA) 1'33.044 VSR	LIBERATI Edoardo (ITA) Lamborghini Huracán EVO 2	GT3-GT3PF	98	3:01'37.459	11.989	1.362	96 1'32.637
6P	16 SANDRUCCI Gustavo (ITA) 1'33.588 AKM MOTORSPORT	FERRARI Lorenzo (ITA) AKM Motorsport	BENCIVENNI Filippo (ITA) 1'33.404 Mercedes AMG	GT3-GT3P#	98	3:01'44.505	19.035	7.046	95 1'32.337
7	17 FULGENZI Enrico (ITA) EF RACING	GALBIATI Kikko (ITA) 1'33.269 EF Racing	Porsche 911 R 992	GT3-GT3PF	98	3:01'49.368	23.898	4.863	94 1'33.162
8	66 STADSBADER Gilles (BEL) VSR	FABI Alessandro (ITA) 1'34.059 VSR	Lamborghini Huracán EVO 2	GT3-GT3P#	98	3:01'52.021	26.551	2.653	94 1'33.025
9	51 BRACALENTE Alessandro (ITA) 1'34.668 AF CORSE	DONNO Eliseo (ITA) AF Corse	Ferrari 488	GT3-GT3P#	98	3:01'52.484	27.014	0.463	89 1'32.761
10	63 MOULIN Baptiste (BEL) 1'33.826 VSR	TRIBAUDINI Stephane (FRA) 1'34.297 VSR	GUIDETTI Jacopo (ITA) Lamborghini Huracán EVO 2	GT3-GT3P#	98	3:01'53.917	28.447	1.433	47 1'32.719
11P	50 PONZIO Riccardo (ITA) 1'34.302 AF CORSE	GAI Stefano (ITA) 1'33.770 AF Corse	MAC Mikkell (DNK) Ferrari 296	GT3-GT3P#	98	3:02'03.660	38.190	9.743	96 1'32.724
12	85 ROGALSKI Robin (POL) 1'34.464 IMPERIALE SPORT CAR SERVICE	GILARDONI Kevin (CHE) 1'33.888 Imperiale Sport Car Service	DELEDDA Alessio (ITA) Lamborghini Huracán EVO 2	GT3-GT3P#	98	3:02'12.573	47.103	8.913	72 1'33.554
13P	55 SCARPETTA Vincenzo (ITA) 1'34.542 NOVA RACE EVENTS	JELMINI Felice (ITA) 1'33.688 Nova Race Events	BUTTI Marco (ITA) Honda NSX Acura	GT3-GT3P#	98	3:02'20.614	55.144	8.041	70 1'33.382
14	5 LORENZO Jorge (ESP) 1'34.527 L&A INFINITY	ALATALO William (FIN) 1'34.193 L&A Infinity	RAGHUNATHAN Mahaveer (IND) Aston Martin Vantage AMR	GT3-GT3P#	97	3:01'40.524	1 Lap	1 Lap	95 1'33.020
15	75 COLAVITA Leonardo (ITA) DOUBLE TT RACING	RICCITELLI Simone (ITA) 1'34.571 Double TT Racing	ULRICH Christoph (CHE) 1'35.807 Ferrari 488	GT3-GT3AM	97	3:02'11.604	1 Lap	31.080	14 1'34.348
16	28 MARCHETTI Alessandro (ITA) 1'35.622 NOVA RACE EVENTS	FERRI Fulvio (ITA) Nova Race Events	BODELLINI Andrea (ITA) 1'34.036 Mercedes AMG	GT3-GT3AM	96	3:01'58.651	2 Laps	1 Lap	74 1'33.928
17	77 MAGNONI Luca (ITA) 1'36.192 NOVA RACE EVENTS	CIGLIA Massimo (ITA) 1'35.636 Nova Race Events	MASSARO Rodolfo (ITA) Honda NSX Acura	GT3-GT3AM	96	3:02'15.715	2 Laps	17.064	93 1'35.198
18	172 SEGÙ Luca (ITA) DL RACING	CAIOLA Alessio (ITA) 1'38.619 DL Racing	Lamborghini Huracán ST EVO 2	GTC-GTC1	96	3:02'42.900	2 Laps	27.185	91 1'35.224
19	127 BERTON Giovanni (ITA) 1'36.461 RACEVENT	LAURINI Ludovico (ITA) Racevent	PERONI Costantino (ITA) 1'36.615 Porsche 911 Cup 992	GTC-GTC2	96	3:02'46.460	2 Laps	3.560	69 1'35.354
20	54 FARHADI Aaron (USA) 1'37.558 IMPERIALE SPORT CAR SERVICE	BOWEN Alexander Robert (USA) Imperiale Sport Car Service	FASCICOLO Giuseppe (ITA) 1'35.583 Lamborghini Huracán EVO 2	GT3-GT3AM	96	3:02'48.619	2 Laps	2.159	69 1'35.332
21	272 GATTUSO Stefano (ITA) 1'37.518 DL RACING	MAINETTI Alessandro (ITA) DL Racing	RIVA Giacomo (ITA) 1'38.600 Lamborghini Huracán ST EVO 2	GTC-GTC1	95	3:02'59.201	3 Laps	1 Lap	26 1'37.451
22P	217 VAN DER SLOOT Sandra (NLD) EF RACING	BURATTI Andrea (ITA) 1'37.951 EF Racing	Porsche 911 Cup 992	GTC-GTC2	95	3:03'17.588	3 Laps	18.387	69 1'37.553
23	291 PRESEZZI Valerio (ITA) 1'41.413 CENTRI PORSCHE TICINO	BUSNELLI Max (ITA) Centri Porsche Ticino	JACOMA Ivan Martin (CHE) 1'36.470 Porsche 911 Cup 992	GTC-GTC2	94	3:02'13.661	4 Laps	1 Lap	86 1'35.235
24	32 MUR Sandro (HRV) 1'36.917 AUTO SPORT RACING	LERTLAMPRASERTKUL Nuttapon (THA) 1'37.100 Star Performance	LOMMAHADTHAI Aniwat (THA) Lamborghini Huracán EVO 2	GT3-GT3AM	94	3:02'14.148	4 Laps	0.487	85 1'34.864
25	111 DEMARCHI Luca (ITA) 1'37.981 BEST LAP	PATRINICOLA Simone (ITA) 1'38.208 Best Lap	DI MARE Sabatino (ITA) Ferrari 488 Challenge Evo	GTC-GTC1	94	3:03'06.432	4 Laps	52.284	22 1'37.689
26	151 RISITANO Nicolas (ITA) SR&R	SCHOFIELD Lyle (IRL) 1'38.989 SR&R	ATTIANESE Luca (ITA) 1'38.738 Ferrari 488 Challenge Evo	GTC-GTC1	93	3:01'25.824	5 Laps	1 Lap	52 1'38.524
27	292 KNEZ Matej (SVN) 1'38.833 CENTRI PORSCHE TICINO	'HASH' (CHE) 1'40.155 Centri Porsche Ticino	FONTANA Alex (CHE) Porsche 911 Cup 992	GTC-GTC2	92	3:02'15.006	6 Laps	1 Lap	83 1'35.576
28	103 LA MAZZA Francesco (ITA) EASY RACE	PIERANTONI Emiliano (ITA) 1'39.220 Easy Race	BACCI Alex (ITA) 1'38.289 Ferrari 488 Challenge Evo	GTC-GTC1	90	3:02'56.348	8 Laps	2 Laps	86 1'38.061
29	122 NICOLOSI Giuseppe (ITA) 1'41.144 EBIMOTORS	DI BENEDETTO Davide (ITA) 1'36.362 Ebmotors	CAZZANIGA Daniele (ITA) Porsche 911 Cup 992	GTC-GTC2	85	3:02'28.186	13 Laps	5 Laps	81 1'36.248
30P	212 MARZIALETTI Giammarco (ITA) 1'37.863 BEST LAP	AGOGLIA Pietro (ITA) Best Lap	POSTIGLIONE Vito (ITA) 1'38.207 Ferrari 488 Challenge Evo	GTC-GTC1	75	3:01'27.611	23 Laps	10 Laps	53 1'36.810
31P	202 CLEMENTI PISANI Alberto (ITA) HC RACING DIVISION	D'AURIA Ferdinando (ITA) 1'37.438 HC Racing Division	BOLGER Douglas (GBR) 1'37.288 Lamborghini Huracán ST EVO 2	GTC-GTC1	73	2:17'20.054	25 Laps	2 Laps	48 1'37.039
----- Not Classified -----									
NC	8 CASSARÀ Marco (ITA) 1'35.351 BMW ITALIA CECCATO RACING	DE LUCA Francesco (ITA) 1'38.533 BMW Italia Ceccato Racing	NILSSON Alfred (SWE) BMW G82 M4	GT3-GT3P#	56	3:02'20.011	42 Laps		53 1'32.472
RET	232 LAH Andrej (SVN) 1'50.420 LEMA RACING	KOSIC Matej (SVN) LEMA RACING	FONDI Maurizio (ITA) 1'42.470 Lamborghini Huracán ST EVO 2	GTC-GTC1	36	1:13'37.962	62 Laps		28 1'39.785
RET	33 PAVLOVIC Milos (SRB) AUTO SPORT RACING	SPENGLER Florian (DEU) Star Performance	SANPORN Jao (THA) 1'35.649 Lamborghini Huracán EVO 2	GT3-GT3AM	26	43'22.290	72 Laps		26 1'34.624

Stewards : Valerio Brizzolari Gabriele Lancieri Roberto Sardelli

 Start 15:33 End 18:37
 16/06/2024



RET 207 MENDEZ Andres (COL)
 INVICTUS CORSE

ANAPOLI Giovanni (ITA)
 Invictus Corse

BARBOLINI Edoardo (ITA)
 Lamborghini Huracán ST EVO 2 GTC-GTC1, 0

Starting: 35 Classified: 31 Not Classified: 1 Retired: 3 Not Started: 0

Fastest Lap N. 91 No. 12 Pietro Delli Guanti Time 1'32.039 Avg. 159,780 Km/h

Humidity:	61%	AIR	25°C
Condition:	DRY	Track	44°C

Penalty and Infringement

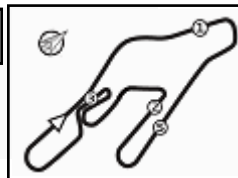
15.46	55 Nova Race Events	Time Penalty 10 sec
16.16	55 Nova Race Events	Drive Through Penalty
16.18	202 HC Racing Division	Time Penalty 0.891 sec - Incorrect Driver Change
16.19	217 EF Racing	Time Penalty 10.290 sec - Incorrect Driver Change
17.09	50 AF Corse	Time Penalty 5 sec - Overtake under SC
17.09	16 AKM Motorsport	Time Penalty 5 sec - Overtake under SC
17.11	55 Nova Race Events	Time Penalty 0.843 sec - Incorrect driver change
17.12	212 Best Lap	Time Penalty 0.768 sec - Incorrect driver change
17.42	50 AF Corse	Time Penalty 4.092 sec - Incorrect driver change
18.12	217 EF Racing	Time Penalty 9.780 sec - Incorrect driver change
18.31	12 Tresor Audi Sport Italia	Time Penalty 5 sec - Restart procedure infringement

Stewards : Valerio Brizzolari Gabriele Lancieri Roberto Sardelli

 Start 15:33 End 18:37
 16/06/2024

Powered by FICr PERUGIA TIMING





ACI Racing Weekend Vallelunga, 15-16 Giugno 2024

Campionato Italiano GT Endurance - Classifica di Classe Race

Gruppo GT3 / Classe GT3 AM

Laps 97 = 396,245 km - Avg 130,492 km/h - Race Time 3:02'11.604

No.	Driver 1 Entrant	Driver 2 Team	Driver 3 Car	Laps	Time	Gap	Rel.	Fastest Lap
1	75 COLAVITA Leonardo (ITA) DOUBLE TT RACING	RICCITELLI Simone (ITA) 1'34.571 Double TT Racing	ULRICH Christoph (CHE) 1'35.807 Ferrari 488	97	3:02'11.604		14	1'34.348
2	28 MARCHETTI Alessandro (ITA) 1'35.622 NOVA RACE EVENTS	FERRI Fulvio (ITA) Nova Race Events	BODELLINI Andrea (ITA) 1'34.036 Mercedes AMG	96	3:01'58.651	1 Lap	1 Lap	74 1'33.928
3	77 MAGNONI Luca (ITA) 1'36.192 NOVA RACE EVENTS	CIGLIA Massimo (ITA) 1'35.636 Nova Race Events	MASSARO Rodolfo (ITA) Honda NSX Acura	96	3:02'15.715	1 Lap	17.064	93 1'35.198
4	54 FARHADI Aaron (USA) 1'37.558 IMPERIALE SPORT CAR SERVICE	BOWEN Alexander Robert (USA) Imperiale Sport Car Service	FASCICOLO Giuseppe (ITA) 1'35.583 Lamborghini Huracán EVO 2	96	3:02'48.619	1 Lap	32.904	69 1'35.332
5	32 MUR Sandro (HRV) 1'36.917 AUTO SPORT RACING	LERTLAMPRASERTKUL Nuttapong (THA) 1'37.000 Star Performance	LOMMAHADTHAI Aniwat (THA) Lamborghini Huracán EVO 2	94	3:02'14.148	3 Laps	2 Laps	85 1'34.864
----- Not Classified -----								
RET	33 PAVLOVIC Milos (SRB) AUTO SPORT RACING	SPENGLER Florian (DEU) Star Performance	SANPORN Jao (THA) 1'35.649 Lamborghini Huracán EVO 2	26	43'22.290	71 Laps	26	1'34.624

Starting: 6 Classified: 5 Not Classified: 0 Retired: 1 Not Started: 0
Fastest Lap N. 74 No. 28 Fulvio Ferri Time 1'33.928 Avg. 156,567 Km/h

Gruppo GT3 / Classe GT3 PRO AM

Laps 98 = 400,330 km - Avg 132,164 km/h - Race Time 3:01'44.505

No.	Driver 1 Entrant	Driver 2 Team	Driver 3 Car	Laps	Time	Gap	Rel.	Fastest Lap
1P	16 SANDRUCCI Gustavo (ITA) 1'33.588 AKM MOTORSPORT	FERRARI Lorenzo (ITA) AKM Motorsport	BENCIVENNI Filippo (ITA) 1'33.404 Mercedes AMG	98	3:01'44.505		95	1'32.337
2	66 STADSBADER Gilles (BEL) VSR	FABI Alessandro (ITA) 1'34.059 VSR	Lamborghini Huracán EVO 2	98	3:01'52.021	7.516	7.516	94 1'33.025
3	51 BRACALENTE Alessandro (ITA) 1'34.668 AF CORSE	DONNO Eliseo (ITA) AF Corse	Ferrari 488	98	3:01'52.484	7.979	0.463	89 1'32.761
4	63 MOULIN Baptiste (BEL) 1'33.826 VSR	TRIBAUDINI Stephane (FRA) 1'34.297 VSR	GUIDETTI Jacopo (ITA) Lamborghini Huracán EVO 2	98	3:01'53.917	9.412	1.433	47 1'32.719
5P	50 PONZIO Riccardo (ITA) 1'34.302 AF CORSE	GAI Stefano (ITA) 1'33.770 AF Corse	MAC Mikkel (DNK) Ferrari 296	98	3:02'03.660	19.155	9.743	96 1'32.724
6	85 ROGALSKI Robin (POL) 1'34.464 IMPERIALE SPORT CAR SERVICE	GILARDONI Kevin (CHE) 1'33.888 Imperiale Sport Car Service	DELEDDA Alessio (ITA) Lamborghini Huracán EVO 2	98	3:02'12.573	28.068	8.913	72 1'33.554
7P	55 SCARPETTA Vincenzo (ITA) 1'34.542 NOVA RACE EVENTS	JELMINI Felice (ITA) 1'33.688 Nova Race Events	BUTTI Marco (ITA) Honda NSX Acura	98	3:02'20.614	36.109	8.041	70 1'33.382
8	5 LORENZO Jorge (ESP) 1'34.527 L&A INFINITY	ALATALO William (FIN) 1'34.193 L&A Infinity	RAGHUNATHAN Mahaveer (IND) Aston Martin Vantage AMR	97	3:01'40.524	1 Lap	1 Lap	95 1'33.020
----- Not Classified -----								
NC	8 CASSARÀ Marco (ITA) 1'35.351 BMW ITALIA CECCATO RACING	DE LUCA Francesco (ITA) 1'38.533 BMW Italia Ceccato Racing	NILSSON Alfred (SWE) BMW G82 M4	56	3:02'20.011	42 Laps	53	1'32.472

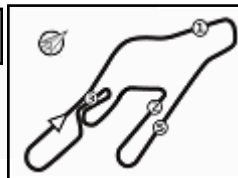
Starting: 9 Classified: 8 Not Classified: 1 Retired: 0 Not Started: 0
Fastest Lap N. 95 No. 16 Lorenzo Ferrari Time 1'32.337 Avg. 159,264 Km/h

Clerk of the Course : Dino Lodola

Race Director : Alessandro Ferrari

Start 15:33
End 18:37
16/06/2024





ACI Racing Weekend Vallelunga, 15-16 Giugno 2024

Campionato Italiano GT Endurance - Classifica di Classe Race

Gruppo GT3 / Classe GT3 PRO

Laps 98 = 400,330 km - Avg 132,396 km/h - Race Time 3:01'25.470

No.	Driver 1 Entrant	Driver 2 Team	Driver 3 Car	Laps	Time	Gap	Rel.	Fastest Lap
1	27 LECLERC Arthur (MCO) 1'33.127 SCUDERIA BALDINI	FISICHELLA Giancarlo (ITA) Scuderia Baldini	MOSCA Tommaso (ITA) 1'32.911 Ferrari 296	98	3:01'25.470		94	1'32.376
2P	12 AKA Alex (DEU) 1'32.852 TRESOR AUDI SPORT ITALIA	DELLI GUANTI Pietro (ITA) Tresor Audi Sport Italia	MAZZOLA Rocco (ITA) 1'33.511 Audi R8 LMS	98	3:01'31.270	5.800	5.800	91 1'32.039
3	7 COMANDINI Stefano (ITA) 1'33.251 BMW ITALIA CECCATO RACING	GUERRA Francesco (ITA) 1'33.799 BMW Italia Ceccato Racing	DENES Philippe (USA) BMW G82 M4	98	3:01'35.683	10.213	4.413	90 1'32.753
4	99 MONCINI Leonardo (ITA) TRESOR AUDI SPORT ITALIA	COLA Andrea (ITA) 1'33.126 Tresor Audi Sport Italia	VAN BERLO Glenn (NLD) 1'33.359 Audi R8 LMS	98	3:01'36.097	10.627	0.414	95 1'32.343
5	19 CAZZANIGA Riccardo (ITA) 1'33.523 VSR	DI FOLCO Alberto (ITA) 1'33.044 VSR	LIBERATI Edoardo (ITA) Lamborghini Huracán EVO 2	98	3:01'37.459	11.989	1.362	96 1'32.637
6	17 FULGENZI Enrico (ITA) EF RACING	GALBIATI Kikko (ITA) 1'33.269 EF Racing	Porsche 911 R 992	98	3:01'49.368	23.898	11.909	94 1'33.162

Starting: 6 Classified: 6 Not Classified: 0 Retired: 0 Not Started: 0

Fastest Lap N. 91 No. 12 Pietro Delli Guanti Time 1'32.039 Avg. 159,780 Km/h

Gruppo GTCup / Classe GTCUP 1a Divisione AM

Laps 95 = 388,075 km - Avg 127,247 km/h - Race Time 3:02'59.201

No.	Driver 1 Entrant	Driver 2 Team	Driver 3 Car	Laps	Time	Gap	Rel.	Fastest Lap
1	272 GATTUSO Stefano (ITA) 1'37.518 DL RACING	MAINETTI Alessandro (ITA) DL Racing	RIVA Giacomo (ITA) 1'38.600 Lamborghini Huracán ST EVO 2	95	3:02'59.201		26	1'37.451
2P	212 MARZIALETTI Giammarco (ITA) 1'37.863 BEST LAP	AGOLIA Pietro (ITA) Best Lap	POSTIGLIONE Vito (ITA) 1'38.207 Ferrari 488 Challenge Evo	75	3:01'27.611	20 Laps	20 Laps	53 1'36.810
3P	202 CLEMENTI PISANI Alberto (ITA) HC RACING DIVISION	D'AURIA Ferdinando (ITA) 1'37.438 HC Racing Division	BOLGER Douglas (GBR) 1'37.288 Lamborghini Huracán ST EVO 2	73	2:17'20.054	22 Laps	2 Laps	48 1'37.039
----- Not Classified -----								
RET	232 LAH Andrej (SVN) 1'50.420 LEMA RACING	KOSIC Matej (SVN) LEMA Racing	FONDI Maurizio (ITA) 1'42.470 Lamborghini Huracán ST EVO 2	36	1:13'37.962	59 Laps	28	1'39.785
RET	207 MENDEZ Andres (COL) INVICTUS CORSE	ANAPOLI Giovanni (ITA) Invictus Corse	BARBOLINI Edoardo (ITA) Lamborghini Huracán ST EVO 2	0				

Starting: 5 Classified: 3 Not Classified: 0 Retired: 2 Not Started: 0

Fastest Lap N. 53 No. 212 Pietro Agolia Time 1'36.810 Avg. 151,906 Km/h

Gruppo GTCup / Classe GTCUP 1a Divisione PRO-AM

Laps 96 = 392,160 km - Avg 128,778 km/h - Race Time 3:02'42.900

No.	Driver 1 Entrant	Driver 2 Team	Driver 3 Car	Laps	Time	Gap	Rel.	Fastest Lap
1	172 SEGÙ Luca (ITA) DL RACING	CAIOLA Alessio (ITA) 1'38.619 DL Racing	Lamborghini Huracán ST EVO 2	96	3:02'42.900		91	1'35.224
2	111 DEMARCHI Luca (ITA) 1'37.981 BEST LAP	PATRINICOLA Simone (ITA) 1'38.208 Best Lap	DI MARE Sabatino (ITA) Ferrari 488 Challenge Evo	94	3:03'06.432	2 Laps	2 Laps	22 1'37.689
3	151 RISITANO Nicolas (ITA) SR&R	SCHOFIELD Lyle (IRL) 1'38.989 SR&R	ATTIANESE Luca (ITA) 1'38.738 Ferrari 488 Challenge Evo	93	3:01'25.824	3 Laps	1 Lap	52 1'38.524
4	103 LA MAZZA Francesco (ITA) EASY RACE	PIERANTONI Emiliano (ITA) 1'39.220 Easy Race	BACCI Alex (ITA) 1'38.289 Ferrari 488 Challenge Evo	90	3:02'56.348	6 Laps	3 Laps	86 1'38.061

Starting: 4 Classified: 4 Not Classified: 0 Retired: 0 Not Started: 0

Fastest Lap N. 91 No. 172 Luca Segù Time 1'35.224 Avg. 154,436 Km/h

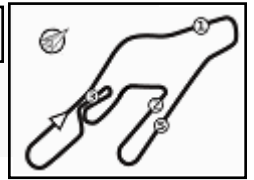
Clerk of the Course : Dino Lodola

Race Director : Alessandro Ferrari

 Start 15:33
End 18:37
16/06/2024

Powered by FICr PERUGIA TIMING





ACI Racing Weekend Vallelunga, 15-16 Giugno 2024

Campionato Italiano GT Endurance - Classifica di Classe Race

Gruppo GTCup / Classe GTCUP 2a Divisione AM

Laps 95 = 388,075 km - Avg 127,034 km/h - Race Time 3:03'17.588

No.	Driver 1 Entrant	Driver 2 Team	Driver 3 Car	Laps	Time	Gap	Rel.	Fastest Lap
1P 217	VAN DER SLOOT Sandra (NLD) EF RACING	BURATTI Andrea (ITA) 1'37.951 EF Racing	Porsche 911 Cup 992	95	3:03'17.588		69	1'37.553
2 291	PRESEZZI Valerio (ITA) 1'41.413 CENTRI PORSCHE TICINO	BUSNELLI Max (ITA) Centri Porsche Ticino	JACOMA Ivan Martin (CHE) 1'36.470 Porsche 911 Cup 992	94	3:02'13.661	1 Lap	1 Lap	86 1'35.235
3 292	KNEZ Matej (SVN) 1'38.833 CENTRI PORSCHE TICINO	'HASH' (CHE) 1'40.155 Centri Porsche Ticino	FONTANA Alex (CHE) Porsche 911 Cup 992	92	3:02'15.006	3 Laps	2 Laps	83 1'35.576

Starting: 3 Classified: 3 Not Classified: 0 Retired: 0 Not Started: 0
 Fastest Lap N. 86 No. 291 Max Busnelli Time 1'35.235 Avg. 154,418 Km/h

Gruppo GTCup / Classe GTCUP 2a Divisione PRO-AM

Laps 96 = 392,160 km - Avg 128,736 km/h - Race Time 3:02'46.460

No.	Driver 1 Entrant	Driver 2 Team	Driver 3 Car	Laps	Time	Gap	Rel.	Fastest Lap
1 127	BERTON Giovanni (ITA) 1'36.461 RACEVENT	LAURINI Ludovico (ITA) Racevent	PERONI Costantino (ITA) 1'36.615 Porsche 911 Cup 992	96	3:02'46.460		69	1'35.354
2 122	NICOLOSI Giuseppe (ITA) 1'41.144 EBIMOTORS	DI BENEDETTO Davide (ITA) 1'36.362 Ebimotors	CAZZANIGA Daniele (ITA) Porsche 911 Cup 992	85	3:02'28.186	11 Laps	11 Laps	81 1'36.248

Starting: 2 Classified: 2 Not Classified: 0 Retired: 0 Not Started: 0
 Fastest Lap N. 69 No. 127 Ludovico Laurini Time 1'35.354 Avg. 154,225 Km/h

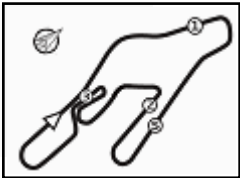
Humidity:	61%	AIR	25°C
Condition:	DRY	Track	44°C

Clerk of the Course : Dino Lodola

Race Director : Alessandro Ferrari

	Start	End
16/06/2024	15:33	18:37

Powered by FICr PERUGIA TIMING

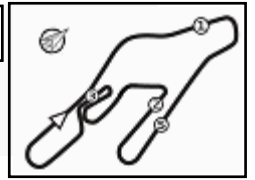


Vallelunga 4.085 m

ACI Racing Weekend Vallelunga, 15-16 Giugno 2024
 Campionato Italiano GT Endurance - Contagiri Race

		Lap																													
		61	62	63	64	65	66	67	68	69	70	71	72	73	74	75	76	77	78	79	80	81	82	83	84	85	86	87	88	89	90
Pos	1	27	27	27	27	27	27	27	27	27	27	27	27	27	27	27	27	27	27	27	19	19	27	27	27	27	27	27	27	27	27
	2	12	12	12	51	51	51	12	12	12	12	12	12	12	12	12	12	12	12	12	99	27	12	12	12	12	12	12	12	12	12
	3	7	7	7	19	99	17	17	7	7	7	7	7	7	7	7	7	7	7	7	17	63	7	7	7	7	7	7	7	7	7
	4	16	16	16	17	17	66	66	51	19	19	19	19	19	19	19	19	19	19	19	19	66	12	19	19	19	19	19	19	19	19
	5	51	51	51	99	66	5	12	19	51	99	99	99	99	99	99	99	99	99	99	99	27	7	99	99	99	99	99	99	99	99
	6	19	19	19	66	5	12	7	16	16	16	16	16	16	16	16	16	16	16	16	16	17	63	99	17	17	17	17	17	17	17
	7	17	17	17	5	12	7	19	17	99	51	51	17	17	17	17	17	17	17	17	17	16	12	17	16	16	16	16	16	16	16
	8	99	99	99	75	7	19	16	99	17	17	17	51	51	51	51	51	51	51	51	51	7	16	66	66	66	66	66	66	66	66
	9	66	66	66	12	19	16	99	66	66	66	66	66	66	66	66	66	66	66	66	66	16	66	51	51	51	51	51	51	51	51
	10	50	50	50	85	7	16	99	50	50	50	50	50	50	50	50	50	50	50	50	50	51	50	50	50	50	50	50	50	50	50
	11	63	63	5	16	50	50	63	63	55	55	55	63	63	63	63	63	63	63	63	63	55	55	63	63	63	63	63	55	63	63
	12	55	55	75	50	63	63	55	55	63	63	63	63	63	63	63	63	63	63	63	63	55	55	63	63	63	63	63	55	55	55
	13	85	85	50	63	55	55	85	85	85	85	85	85	85	85	85	85	85	85	85	85	85	85	85	85	85	85	85	85	85	85
	14	5	5	63	85	85	85	5	5	5	5	5	5	5	5	5	5	5	5	5	5	5	5	5	5	5	5	5	5	5	5
	15	75	75	55	55	172	75	75	75	75	75	75	75	75	75	75	75	75	75	75	75	75	75	75	75	75	75	75	75	75	75
	16	28	28	28	28	75	28	28	28	28	28	28	28	28	28	28	28	28	28	28	28	28	28	28	28	28	28	28	28	28	28
	17	54	54	54	54	28	127	127	127	127	127	127	127	127	127	127	127	127	127	127	127	54	54	54	54	54	54	54	54	54	54
	18	127	127	77	172	54	54	54	54	54	54	54	54	54	54	54	54	54	54	54	127	127	127	127	127	127	77	54	54	54	54
	19	77	77	172	127	127	172	77	77	77	77	77	77	77	77	77	77	77	77	77	77	77	77	77	77	77	77	77	77	77	77
	20	172	172	127	77	77	172	172	172	172	172	172	172	172	172	172	172	172	172	172	172	172	172	172	172	172	172	172	172	172	172
	21	217	217	202	202	202	202	202	202	202	202	202	202	202	202	217	217	217	217	217	217	217	217	217	217	217	217	217	217	217	217
	22	32	202	217	217	217	217	217	217	217	217	217	217	217	217	272	272	272	272	272	272	272	272	272	272	272	272	272	272	272	272
	23	202	272	272	272	272	272	272	272	272	272	272	272	272	272	32	291	291	291	291	291	291	291	291	291	291	291	291	291	291	291
	24	272	32	32	32	32	32	32	32	32	32	32	32	32	32	32	32	32	32	32	32	32	32	32	32	32	32	32	32	32	32
	25	111	111	111	111	111	111	111	111	111	111	111	111	111	111	111	111	111	111	111	111	111	111	111	111	111	111	111	111	111	111
	26	292	292	292	292	292	292	292	292	292	292	292	292	292	292	111	111	111	111	111	111	151	151	151	151	151	151	151	151	151	151
	27	151	151	151	151	151	151	151	151	151	151	151	151	151	151	151	292	292	292	292	292	292	292	292	292	292	292	292	292	292	292
	28	291	291	292	292	292	292	292	292	292	292	292	292	292	292	103	103	103	103	103	103	103	103	103	103	103	103	103	103	103	103
	29	103	103	103	103	103	103	103	103	103	103	103	103	103	103	122	122	122	122	122	122	122	122	122	122	122	122	122	122	122	122
	30	122	122	122	122	122	122	122	122	122	122	122	122	122	122	122	212	212	212	212	212	212	212	212	212	212	212	212	212	212	212
	31	212	212	212	212	212	212	212	212	212	212	212	212	212	212	212	212	212	212	212	212	212	212	212	212	212	212	212	212	212	212

		Lap							
		91	92	93	94	95	96	97	98
Pos	1	27	27	27	27	27	27	27	27
	2	12	12	12	12	12	12	12	12
	3	7	7	7	7	7	7	7	7
	4	99	99	99	99	99	99	99	99
	5	19	19	19	19	19	19	19	19
	6	16	16	16	16	16	16	16	16
	7	17	17	17	17	17	17	17	17
	8	66	66	66	66	66	66	66	66
	9	51	51	51	51	51	51	51	51
	10	50	63	63	63	63	63	63	63
	11	63	50	50	50	50	50	50	50
	12	55	55	55	55	55	55	55	55
	13	85	85	85	85	85	85	85	85
	14	5	5	5	5	5	5	5	5
	15	75	75	75	75	75	75	75	75
	16	28	28	28	28	28	28	28	28
	17	77	77	77	77	77	77	77	77
	18	54	54	54	54	172	172	172	172
	19	172	172	172	172	172	54	127	127
	20	127	127	127	127	127	54	54	54
	21	217	217	217	217	217	217	217	217
	22	272	272	272	272	272	272	272	272
	23	291	291	291	291	291	291	291	291
	24	32	32	32	32	32	32	32	32
	25	111	111	111	111	111	111	111	111
	26	151	151	151	151	151	151	151	151
	27	292	292	292	292	292	292	292	292



ACI Racing Weekend Vallelunga, 15-16 Giugno 2024

Campionato Italiano GT Endurance - Best Sectors & Speed Race

RESULTS

Pos	Driver	Team	Laps
1	27 FISICHELLA Giancarlo	Ferrari 296	98
2	12 DELLI GUANTI Pietro	Audi R8 LMS	8.800
3	7 DENES Philippe	BMW G82 M4	10.213
4	99 MONCINI Leonardo	Audi R8 LMS	10.627
5	19 LIBERATI Edoardo	Lamborghini Huracán EVO 2	11.989
6	16 FERRARI Lorenzo	Mercedes AMG	19.035
7	17 FULGENZI Enrico	Porsche 911 R 992	23.898
8	66 STADSBADER Gilles	Lamborghini Huracán EVO 2	26.551
9	51 DONNO Eliseo	Ferrari 488	27.014
10	63 GUIDETTI Jacopo	Lamborghini Huracán EVO 2	28.447
11	50 MAC Mikkel	Ferrari 296	38.190
12	85 GILARDONI Kevin	Lamborghini Huracán EVO 2	47.103
13	55 JELMINI Felice	Honda NSX Acura	55.144
14	5 RAGHUNATHAN Mahaveer	Aston Martin Vantage AMR	1 Lap
15	75 RICCITELLI Simone	Ferrari 488	1 Lap
16	28 BODELLINI Andrea	Mercedes AMG	2 Laps
17	77 MASSARO Rodolfo	Honda NSX Acura	2 Laps
18	172 SEGÙ Luca	Lamborghini Huracán ST EVO 2	2 Laps
19	127 PERONI Costantino	Porsche 911 Cup 992	2 Laps
20	54 FARHADI Aaron	Lamborghini Huracán EVO 2	2 Laps
21	272 MAINETTI Alessandro	Lamborghini Huracán ST EVO 2	3 Laps
22	217 BURATTI Andrea	Porsche 911 Cup 992	3 Laps
23	291 BUSNELLI Max	Porsche 911 Cup 992	4 Laps
24	32 LOMMAHADTHAI Aniwat	Lamborghini Huracán EVO 2	4 Laps
25	111 PATRINICOLA Simone	Ferrari 488 Challenge Evo	4 Laps
26	151 SCHOFIELD Lyle	Ferrari 488 Challenge Evo	5 Laps
27	292 FONTANA Alex	Porsche 911 Cup 992	6 Laps
28	103 LA MAZZA Francesco	Ferrari 488 Challenge Evo	8 Laps
29	122 CAZZANIGA Daniele	Porsche 911 Cup 992	13 Laps
30	212 POSTIGLIONE Vito	Ferrari 488 Challenge Evo	23 Laps
31	202 CLEMENTI PISANI Alberto	Lamborghini Huracán ST EVO 2	25 Laps
NC	8 NILSSON Alfred	BMW G82 M4	42 Laps
RET	232 LAH Andrej	Lamborghini Huracán ST EVO 2	62 Laps
RET	33 PAVLOVIC Milos	Lamborghini Huracán EVO 2	72 Laps
RET	207 MENDEZ Andres	Lamborghini Huracán ST EVO 2	

SPEED

Pos	Driver	Team	Time
1	55 JELMINI Felice	Honda NSX Acura	240,0
2	8 NILSSON Alfred	BMW G82 M4	239,5
3	85 GILARDONI Kevin	Lamborghini Huracán EVO 2	239,5
4	99 MONCINI Leonardo	Audi R8 LMS	239,5
5	51 DONNO Eliseo	Ferrari 488	239,9
6	75 RICCITELLI Simone	Ferrari 488	237,9
7	12 DELLI GUANTI Pietro	Audi R8 LMS	237,9
8	202 CLEMENTI PISANI Alberto	Lamborghini Huracán ST EVO 2	237,4
9	33 PAVLOVIC Milos	Lamborghini Huracán EVO 2	236,8
10	54 FARHADI Aaron	Lamborghini Huracán EVO 2	236,8
11	32 LOMMAHADTHAI Aniwat	Lamborghini Huracán EVO 2	236,3
12	7 DENES Philippe	BMW G82 M4	235,3
13	66 STADSBADER Gilles	Lamborghini Huracán EVO 2	234,8
14	111 PATRINICOLA Simone	Ferrari 488 Challenge Evo	234,8
15	103 LA MAZZA Francesco	Ferrari 488 Challenge Evo	234,8
16	19 LIBERATI Edoardo	Lamborghini Huracán EVO 2	234,3
17	63 GUIDETTI Jacopo	Lamborghini Huracán EVO 2	234,3
18	50 MAC Mikkel	Ferrari 296	233,8
19	16 FERRARI Lorenzo	Mercedes AMG	233,8
20	77 MASSARO Rodolfo	Honda NSX Acura	233,3
21	212 POSTIGLIONE Vito	Ferrari 488 Challenge Evo	232,8
22	172 SEGÙ Luca	Lamborghini Huracán ST EVO 2	232,3
23	127 PERONI Costantino	Porsche 911 Cup 992	232,3
24	5 RAGHUNATHAN Mahaveer	Aston Martin Vantage AMR	232,3
25	28 BODELLINI Andrea	Mercedes AMG	232,3
26	17 FULGENZI Enrico	Porsche 911 R 992	232,3
27	292 FONTANA Alex	Porsche 911 Cup 992	232,3
28	291 BUSNELLI Max	Porsche 911 Cup 992	232,3
29	27 FISICHELLA Giancarlo	Ferrari 296	231,3
30	122 CAZZANIGA Daniele	Porsche 911 Cup 992	231,3
31	151 SCHOFIELD Lyle	Ferrari 488 Challenge Evo	230,8
32	272 MAINETTI Alessandro	Lamborghini Huracán ST EVO 2	229,8
33	217 BURATTI Andrea	Porsche 911 Cup 992	229,8
34	232 LAH Andrej	Lamborghini Huracán ST EVO 2	227,8

SEG. 1

1	8 NILSSON Alfred	11.921
2	7 DENES Philippe	11.951
3	63 GUIDETTI Jacopo	11.998
4	19 LIBERATI Edoardo	12.003
5	51 DONNO Eliseo	12.003
6	16 FERRARI Lorenzo	12.009
7	12 DELLI GUANTI Pietro	12.015
8	99 MONCINI Leonardo	12.017
9	27 FISICHELLA Giancarlo	12.050
10	55 JELMINI Felice	12.056
11	28 BODELLINI Andrea	12.096
12	66 STADSBADER Gilles	12.116
13	85 GILARDONI Kevin	12.117
14	17 FULGENZI Enrico	12.120
15	5 RAGHUNATHAN Mahav	12.130
16	50 MAC Mikkel	12.130
17	75 RICCITELLI Simone	12.151
18	77 MASSARO Rodolfo	12.244
19	33 PAVLOVIC Milos	12.386
20	54 FARHADI Aaron	12.411
21	127 PERONI Costantino	12.437
22	292 FONTANA Alex	12.503
23	32 LOMMAHADTHAI Aniwat	12.508
24	172 SEGÙ Luca	12.599
25	122 CAZZANIGA Daniele	12.605
26	202 CLEMENTI PISANI Albe	12.629
27	212 POSTIGLIONE Vito	12.644
28	111 PATRINICOLA Simone	12.655
29	103 LA MAZZA Francesco	12.668
30	291 BUSNELLI Max	12.700
31	151 SCHOFIELD Lyle	12.743
32	272 MAINETTI Alessandro	12.831
33	217 BURATTI Andrea	12.852
34	232 LAH Andrej	13.301

SEG. 2

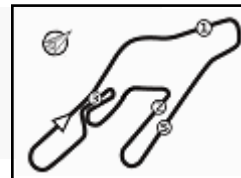
1	12 DELLI GUANTI Pietro	31.774
2	27 FISICHELLA Giancarlo	31.955
3	8 NILSSON Alfred	31.984
4	99 MONCINI Leonardo	32.016
5	16 FERRARI Lorenzo	32.023
6	7 DENES Philippe	32.076
7	63 GUIDETTI Jacopo	32.102
8	51 DONNO Eliseo	32.113
9	66 STADSBADER Gilles	32.115
10	50 MAC Mikkel	32.116
11	19 LIBERATI Edoardo	32.169
12	5 RAGHUNATHAN Mahav	32.189
13	55 JELMINI Felice	32.203
14	17 FULGENZI Enrico	32.224
15	85 GILARDONI Kevin	32.317
16	28 BODELLINI Andrea	32.429
17	32 LOMMAHADTHAI Aniwat	32.472
18	75 RICCITELLI Simone	32.581
19	33 PAVLOVIC Milos	32.657
20	77 MASSARO Rodolfo	32.794
21	54 FARHADI Aaron	32.809
22	172 SEGÙ Luca	33.002
23	291 BUSNELLI Max	33.011
24	127 PERONI Costantino	33.042
25	292 FONTANA Alex	33.051
26	212 POSTIGLIONE Vito	33.235
27	122 CAZZANIGA Daniele	33.240
28	217 BURATTI Andrea	33.461
29	202 CLEMENTI PISANI Albe	33.522
30	272 MAINETTI Alessandro	33.544
31	111 PATRINICOLA Simone	33.625
32	151 SCHOFIELD Lyle	33.882
33	103 LA MAZZA Francesco	33.904
34	232 LAH Andrej	34.474

SEG. 3

1	16 FERRARI Lorenzo	28.120
2	50 MAC Mikkel	28.180
3	99 MONCINI Leonardo	28.189
4	12 DELLI GUANTI Pietro	28.229
5	63 GUIDETTI Jacopo	28.258
6	27 FISICHELLA Giancarlo	28.261
7	19 LIBERATI Edoardo	28.268
8	8 NILSSON Alfred	28.354
9	66 STADSBADER Gilles	28.362
10	51 DONNO Eliseo	28.368
11	5 RAGHUNATHAN Mahav	28.395
12	55 JELMINI Felice	28.429
13	17 FULGENZI Enrico	28.476
14	7 DENES Philippe	28.494
15	85 GILARDONI Kevin	28.555
16	291 BUSNELLI Max	28.667
17	28 BODELLINI Andrea	28.711
18	172 SEGÙ Luca	28.835
19	75 RICCITELLI Simone	28.864
20	33 PAVLOVIC Milos	28.907
21	127 PERONI Costantino	28.965
22	292 FONTANA Alex	28.976
23	77 MASSARO Rodolfo	28.981
24	54 FARHADI Aaron	29.027
25	122 CAZZANIGA Daniele	29.036
26	32 LOMMAHADTHAI Aniwat	29.113
27	212 POSTIGLIONE Vito	29.258
28	202 CLEMENTI PISANI Albe	29.269
29	272 MAINETTI Alessandro	29.368
30	217 BURATTI Andrea	29.631
31	111 PATRINICOLA Simone	29.723
32	103 LA MAZZA Francesco	29.805
33	151 SCHOFIELD Lyle	29.848
34	232 LAH Andrej	29.858

SEG. 4

1	12 DELLI GUANTI Pietro	19.869
2	27 FISICHELLA Giancarlo	19.892
3	99 MONCINI Leonardo	19.913
4	16 FERRARI Lorenzo	19.922
5	7 DENES Philippe	19.935
6	51 DONNO Eliseo	19.989
7	50 MAC Mikkel	20.044
8	19 LIBERATI Edoardo	20.066
9	8 NILSSON Alfred	20.083
10	17 FULGENZI Enrico	20.093
11	5 RAGHUNATHAN Mahav	20.102
12	63 GUIDETTI Jacopo	20.102
13	85 GILARDONI Kevin	20.183
14	55 JELMINI Felice	20.211
15	66 STADSBADER Gilles	20.215
16	75 RICCITELLI Simone	20.342
17	28 BODELLINI Andrea	20.365
18	33 PAVLOVIC Milos	20.376
19	32 LOMMAHADTHAI Aniwat	20.417
20	54 FARHADI Aaron	20.453
21	77 MASSARO Rodolfo	20.645
22	291 BUSNELLI Max	20.700
23	172 SEGÙ Luca	20.743
24	127 PERONI Costantino	20.748
25	292 FONTANA Alex	20.748
26	122 CAZZANIGA Daniele	20.927
27	202 CLEMENTI PISANI Albe	21.147
28	217 BURATTI Andrea	21.151
29	272 MAINETTI Alessandro	21.220
30	212 POSTIGLIONE Vito	21.296
31	103 LA MAZZA Francesco	21.326
32	111 PATRINICOLA Simone	21.365
33	151 SCHOFIELD Lyle	21.413
34	232 LAH Andrej	21.788



ACI Racing Weekend Vallelunga, 15-16 Giugno 2024

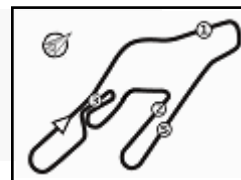
Campionato Italiano GT Endurance - Analisi Tempi Race

Vallelunga 4.085 m

Start at 15:33'25.867

1 / 27

5 L&A Infinity (1'33.020)																
Lap	Seg.1	Seg.2	Seg.3	Seg.4	Lap Time	km/h	Local Time									
Jorge Lorenzo								59	12.229	32.721	29.219	20.648	1'34.817	229,8	17:23'06.624	
								60	12.300	32.813	29.276	20.930	1'35.319	228,8	17:24'41.943	
								61	12.344	32.876	29.801	20.671	1'35.692	230,3	17:26'17.635	
1		34.780	31.000	20.918	1'46.354	228,3	15:35'12.221	62	12.235	32.650	29.036	20.629	1'34.550	229,3	17:27'52.185	
2	12.581	33.400	29.496	20.757	1'36.234	230,3	15:36'48.455	63	12.236	33.065	29.451	20.855	1'35.607	229,8	17:29'27.792	
3	12.480	32.997	29.632	20.536	1'35.645	230,8	15:38'24.100	64	12.265	32.583	29.049	20.630	1'34.527	228,8	17:31'02.319	
4	12.331	32.728	29.368	20.589	1'35.016	231,8	15:39'59.116	65	12.205	33.072	29.913	20.806	1'35.996	229,8	17:32'38.315	
5	12.381	34.353	29.390	20.715	1'36.839	229,3	15:41'35.955	66	13.240	34.843	30.662	21.011	1'39.756	229,3	17:34'18.071	
6	12.472	33.063	29.093	20.661	1'35.289	230,3	15:43'11.244	67	12.991	33.957	30.178	2'21.257	3'38.383P	228,8	17:37'56.454	
7	12.468	32.991	29.145	20.598	1'35.202	230,8	15:44'46.446	Mahaveer Raghunathan								
8	12.436	32.867	29.352	20.657	1'35.312	230,8	15:46'21.758	68	17.035	33.690	30.417	20.711	1'41.853P	226,9	17:39'38.307	
9	12.355	32.858	29.193	20.600	1'35.006	231,3	15:47'56.764	69	12.388	33.034	29.244	20.637	1'35.303	229,8	17:41'13.610	
10	12.341	32.949	29.323	20.628	1'35.241	229,3	15:49'32.005	70	12.336	32.981	28.977	20.811	1'35.105	228,3	17:42'48.715	
11	12.353	33.194	29.181	20.565	1'35.293	229,3	15:51'07.298	71	12.356	32.997	29.190	20.567	1'35.110	228,8	17:44'23.825	
12	12.302	32.997	29.493	20.705	1'35.497	229,3	15:52'42.795	72	12.427	33.320	29.315	20.606	1'35.668	229,3	17:45'59.493	
13	12.387	33.023	29.448	20.530	1'35.388	231,3	15:54'18.183	73	12.349	32.784	29.767	20.860	1'35.760	230,3	17:47'35.253	
14	12.306	32.881	29.242	20.513	1'34.942	229,3	15:55'53.125	74	12.315	32.673	29.297	20.558	1'34.843	230,3	17:49'10.096	
15	12.312	32.931	29.459	20.707	1'35.409	229,3	15:57'28.534	75	12.312	32.815	29.294	20.566	1'34.987	230,8	17:50'45.083	
16	12.317	32.860	29.079	2'15.959	3'30.215P	230,8	16:00'58.749	76	12.667	33.607	29.402	20.588	1'36.264	226,9	17:52'21.347	
Mahaveer Raghunathan								77	12.328	33.042	30.034	20.682	1'36.086	230,8	17:53'57.433	
17	17.743	34.102	29.938	21.232	1'43.015P	226,9	16:02'41.764	78	12.356	32.794	29.532	20.511	1'35.193	230,8	17:55'32.626	
18	12.504	33.240	29.721	20.996	1'36.461	228,3	16:04'18.225	79	12.217	32.638	29.325	20.595	1'34.775	230,8	17:57'07.401	
19	12.430	33.201	30.094	21.184	1'36.909	229,8	16:05'55.134	80	34.986	1'09.640	42.342	2'24.845	4'51.813P	80,2	18:01'59.214	
20	12.377	33.056	29.677	21.045	1'36.155	228,8	16:07'31.289	81	35.017	1'07.835	41.951	37.190	3'01.993P	81,3	18:05'01.207	
21	12.339	32.825	29.702	21.253	1'36.119	230,3	16:09'07.408	82	36.910	1'08.893	42.280	37.089	3'05.172	79,1	18:08'06.379	
22	12.932	33.994	29.913	21.851	1'38.690	226,4	16:10'46.098	83	36.267	1'09.141	42.125	37.104	3'04.637	80,4	18:11'11.016	
23	12.463	33.250	29.610	21.065	1'36.388	227,8	16:12'22.486	84	21.575	58.562	52.899	37.564	2'50.600	87,2	18:14'01.616	
24	12.476	33.241	29.514	21.009	1'36.240	227,8	16:13'58.726	85	23.651	50.981	43.823	22.259	2'20.714	129,3	18:16'22.330	
25	12.307	33.732	30.943	21.926	1'38.908	227,8	16:15'37.634	86	13.297	33.003	28.901	20.608	1'35.809	229,3	18:17'58.139	
26	12.426	32.904	29.830	20.851	1'36.011	228,8	16:17'13.645	87	12.313	32.498	28.953	20.236	1'34.000	230,3	18:19'32.139	
27	12.381	33.769	29.825	20.948	1'36.923	228,3	16:18'50.568	88	12.199	32.337	28.395	20.229	1'33.160	229,8	18:21'05.299	
28	13.617	36.153	29.815	20.985	1'40.570	214,3	16:20'31.138	89	12.183	32.307	28.512	20.237	1'33.239	228,8	18:22'38.538	
29	12.250	32.929	29.665	21.142	1'35.986	228,8	16:22'07.124	90	12.193	32.350	28.465	20.102	1'33.110	229,8	18:24'11.648	
30	12.476	34.722	29.572	21.079	1'37.849	225,0	16:23'44.973	91	12.130	32.281	29.089	20.430	1'33.930	229,3	18:25'45.578	
31	12.269	32.945	29.641	20.762	1'35.617	229,3	16:25'20.590	92	12.213	32.377	28.621	20.178	1'33.389	230,3	18:27'18.967	
32	12.964	34.197	43.433	36.780	2'07.374	228,3	16:27'27.964	93	12.173	32.880	28.833	20.238	1'34.124	231,3	18:28'53.091	
33	36.483	1'08.896	43.672	2'25.373	4'54.424P	81,6	16:32'22.388	94	12.211	32.189	28.454	20.178	1'33.032	231,3	18:30'26.123	
William Alatalo								95	12.163	32.246	28.412	20.199	1'33.020	230,8	18:31'59.143	
34	35.323	1'08.291	42.327	36.994	3'02.935P	80,8	16:35'25.323	96	12.189	32.224	28.524	20.205	1'33.142	231,3	18:33'32.285	
35	36.058	1'08.764	42.290	37.279	3'04.391	79,5	16:38'29.714	97	12.192	32.988	28.597	20.329	1'34.106	218,6	18:35'06.391	
36	36.489	50.332	32.776	22.836	2'22.433	112,7	16:40'52.147	Race Time 3:01'40.524								
37	14.420	35.514	30.710	22.014	1'42.658	167,2	16:42'34.805	7 BMW Italia Ceccato Racing (1'32.753)								
38	13.481	48.390	44.809	33.503	2'20.183	123,3	16:44'54.988	Lap	Seg.1	Seg.2	Seg.3	Seg.4	Lap Time	km/h	Local Time	
39	20.611	48.814	46.619	21.539	2'17.583	125,4	16:47'12.571	Stefano Comandini								
40	12.824	33.261	30.026	20.635	1'36.746	230,3	16:48'49.317	1			33.754	29.227	20.501	1'40.812	224,5	15:35'06.679
41	12.466	36.759	33.219	22.515	1'44.959	229,8	16:50'34.276	2	12.204	32.376	28.754	20.351	1'33.685	231,8	15:36'40.364	
42	26.373	1'09.110	47.658	25.825	2'48.966	68,3	16:53'23.242	3	12.103	32.304	28.709	20.276	1'33.392	232,8	15:38'13.756	
43	17.297	45.206	45.230	20.793	2'08.526	129,5	16:55'31.768	4	12.070	32.264	28.844	20.310	1'33.488	233,3	15:39'47.244	
44	12.467	34.383	29.521	21.645	1'38.016	223,1	16:57'09.784	5	12.034	32.295	28.647	20.275	1'33.251	233,3	15:41'20.495	
45	12.960	34.161	29.079	20.307	1'36.507	226,9	16:58'46.291	6	12.050	32.579	28.650	20.261	1'33.540	232,8	15:42'54.035	
46	12.258	32.635	28.850	20.683	1'34.426	228,8	17:00'20.717	7	12.060	32.220	28.693	20.314	1'33.287	233,3	15:44'27.322	
47	12.474	32.876	28.614	20.229	1'34.193	232,3	17:01'54.910	8	12.106	32.225	28.730	20.406	1'33.467	233,3	15:46'00.789	
48	12.188	32.462	29.049	20.630	1'34.329	229,3	17:03'29.239	9	12.033	32.225	28.638	20.380	1'33.276	234,3	15:47'34.065	
49	12.600	32.977	28.867	20.286	1'34.730	229,8	17:05'03.969	10	11.951	32.257	28.861	20.761	1'33.830	233,3	15:49'07.895	
50	12.207	32.369	28.584	2'21.611	3'34.771P	228,3	17:08'38.740	11	13.078	32.632	29.132	20.361	1'35.203	233,3	15:50'43.098	
Jorge Lorenzo								12	11.976	32.391	28.938	20.308	1'33.613	233,8	15:52'16.711	
51	17.560	34.217	30.033	21.099	1'42.909P	224,5	17:10'21.649	13	11.991	32.307	28.884	20.376	1'33.558	235,3	15:53'50.269	
52	12.643	33.141	29.599	21.374	1'36.757	227,4	17:11'58.406	14	11.976	32.490	28.814	20.484	1'33.764	234,3	15:55'24.033	
53	12.920	32.869	29.646	20.943	1'36.378	228,3	17:13'34.784	15	12.028	32.593	29.087	20.417	1'34.125	232,8	15:56'58.158	
54	12.351	32.960	29.309	20.727	1'35.347	227,8	17:15'10.131	16	12.045	32.338	28.959	20.451	1'33.793	233,3	15:58'31.951	
55	12.297	32.932	29.235	20.749	1'35.213	226,9	17:16'45.344	17	12.079	32.489	28.770	2'13.348	3'26.686P	232,8	16:01'58.637	
56	12.321	32.815	29.306	21.993	1'36.435	228,3	17:18'21.779</									



ACI Racing Weekend Vallelunga, 15-16 Giugno 2024

Campionato Italiano GT Endurance - Analisi Tempi Race

Vallelunga 4.085 m

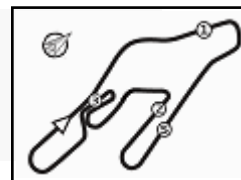
Start at 15:33'25.867

2 / 27

20	12.125	32.488	29.428	20.503	1'34.544	234,3	16:06'48.707	81	36.344	1'08.490	41.827	2'23.767	4'50.428P	80,6	18:02'09.423			
21	12.173	32.565	29.290	21.049	1'35.077	232,8	16:08'23.784				Philippe Denes							
22	12.301	32.495	29.125	20.481	1'34.402	233,3	16:09'58.186	82	35.714	1'08.171	41.866	36.878	3'02.629P	80,6	18:05'12.052			
23	12.035	32.859	29.570	20.942	1'35.406	232,8	16:11'33.592	83	36.326	1'08.230	41.962	36.932	3'03.450	80,7	18:08'15.502			
24	12.185	32.613	29.093	20.338	1'34.229	232,8	16:13'07.821	84	36.332	1'08.282	42.055	36.929	3'03.598	80,7	18:11'19.100			
25	12.114	32.700	29.210	20.504	1'34.528	233,3	16:14'42.349	85	15.782	57.880	52.991	37.326	2'43.979	87,2	18:14'03.079			
26	12.147	32.613	29.250	20.503	1'34.513	233,3	16:16'16.862	86	23.422	51.117	43.558	21.418	2'19.515	129,0	18:16'22.594			
27	12.140	32.642	29.344	20.468	1'34.594	232,3	16:17'51.456	87	12.725	32.419	29.004	20.203	1'34.351	231,3	18:17'56.945			
28	13.110	32.605	29.471	20.485	1'35.671	233,3	16:19'27.127	88	12.204	32.152	28.583	20.098	1'33.037	231,3	18:19'29.982			
29	12.034	32.628	29.089	20.393	1'34.144	231,8	16:21'01.271	89	12.150	32.301	28.610	20.103	1'33.164	230,8	18:21'03.146			
30	12.038	32.599	29.352	20.962	1'34.951	233,8	16:22'36.222	90	12.174	32.095	28.549	19.935	1'32.753	230,8	18:22'35.899			
31	12.100	32.657	29.319	20.591	1'34.667	233,3	16:24'10.889	91	12.151	32.076	28.494	20.228	1'32.949	230,8	18:24'08.848			
32	12.453	32.837	30.489	21.171	1'36.950	234,3	16:25'47.839	92	12.186	32.191	28.720	20.039	1'33.136	231,8	18:25'41.984			
33	12.297	1'01.826	41.767	36.991	2'32.881	80,8	16:28'20.720	93	12.166	32.217	28.528	20.031	1'32.942	231,3	18:27'14.926			
34	36.338	1'08.127	41.643	36.979	3'03.087	80,7	16:31'23.807	94	12.150	32.120	28.731	20.030	1'33.031	232,8	18:28'47.957			
35	36.367	1'08.073	42.338	2'19.398	4'46.176P	81,1	16:36'09.983	95	12.114	32.256	28.592	20.085	1'33.047	232,3	18:30'21.004			
			Philippe Denes					96	12.199	32.203	28.692	20.078	1'33.172	232,3	18:31'54.176			
36	35.968	1'09.248	45.783	39.337	3'10.336P	78,3	16:39'20.319	97	12.129	32.526	28.670	20.127	1'33.452	232,8	18:33'27.628			
37	33.737	42.695	33.846	31.203	2'21.481	163,9	16:41'41.800	98	12.140	32.273	29.187	20.322	1'33.922	233,3	18:35'01.550			
38	30.089	1'01.048	45.744	33.852	2'50.733	102,9	16:44'32.533								Race Time 3:01'35.683			
39	22.775	46.664	52.719	22.164	2'24.322	142,1	16:46'56.855				8 BMW Italia Ceccato Racing (1'32.472)							
40	12.843	32.814	29.486	20.295	1'35.438	230,3	16:48'32.293				Lap	Seg.1	Seg.2	Seg.3	Seg.4	Lap Time	km/h	Local Time
41	12.263	32.646	29.680	21.793	1'36.382	230,8	16:50'08.675				Alfred Nilsson							
42	30.318	1'10.589	45.766	27.174	2'53.847	81,3	16:53'02.522				1		34.160	29.478	20.627	1'42.338	237,4	15:35'08.205
43	18.928	42.863	49.333	20.422	2'11.546	159,3	16:55'14.068				2	12.214	32.438	28.931	20.451	1'34.034	236,3	15:36'42.239
44	12.254	32.619	28.828	20.103	1'33.804	233,3	16:56'47.872				3	12.133	32.418	28.633	20.304	1'33.488	236,3	15:38'15.727
45	12.159	32.375	28.715	20.186	1'33.435	231,8	16:58'21.307				4	11.988	32.204	28.743	20.300	1'33.235	236,8	15:39'48.962
46	12.189	32.292	28.796	20.623	1'33.900	232,8	16:59'55.207				5	11.985	32.207	29.293	20.220	1'33.705	239,5	15:41'22.667
47	12.151	32.209	28.603	20.112	1'33.075	233,3	17:01'28.282				6	12.021	32.814	28.786	20.216	1'33.837	235,3	15:42'56.504
48	12.114	32.107	28.744	20.093	1'33.058	231,8	17:03'01.340				7	12.013	32.594	28.723	20.368	1'33.698	238,4	15:44'30.202
49	12.062	32.383	28.649	20.103	1'33.197	231,8	17:04'34.537				8	11.978	32.354	28.949	20.313	1'33.594	236,8	15:46'03.796
50	12.099	32.234	28.790	2'13.363	3'26.486P	230,8	17:08'01.023				9	12.063	32.860	28.818	20.223	1'33.964	238,9	15:47'37.760
			Francesco Guerra					10	11.961	32.277	28.752	20.344	1'33.334	235,3	15:49'11.094			
51	16.220	32.867	29.351	20.532	1'38.970P	230,8	17:09'39.993				11	12.173	32.599	28.828	20.293	1'33.893	237,4	15:50'44.987
52	12.133	33.178	29.090	20.451	1'34.852	229,8	17:11'14.845				12	11.954	32.269	28.824	20.302	1'33.349	236,3	15:52'18.336
53	12.102	32.513	28.811	20.373	1'33.799	232,3	17:12'48.644				13	11.921	32.332	29.022	20.710	1'33.985	237,4	15:53'52.321
54	12.073	32.392	28.967	20.882	1'34.314	231,8	17:14'22.958				14	12.009	32.404	28.980	20.291	1'33.684	236,3	15:55'26.005
55	12.079	32.785	29.548	20.618	1'35.030	231,8	17:15'57.988				15	11.944	32.367	28.848	20.634	1'33.793	235,3	15:56'59.798
56	12.605	32.645	29.236	20.419	1'34.905	229,8	17:17'32.893				16	11.954	32.493	28.875	20.398	1'33.720	236,8	15:58'33.518
57	12.334	32.525	29.120	20.408	1'34.387	231,8	17:19'07.280				17	11.964	32.262	28.948	20.390	1'33.564	236,3	16:00'07.082
58	12.115	32.393	29.141	20.813	1'34.462	231,8	17:20'41.742				18	12.074	32.506	28.826	20.382	1'33.788	235,8	16:01'40.870
59	12.136	32.558	29.060	20.377	1'34.131	232,3	17:22'15.873				19	11.972	32.593	29.318	20.358	1'34.241	236,3	16:03'15.111
60	12.125	32.500	29.243	20.615	1'34.483	232,8	17:23'50.356				20	12.290	32.402	29.045	20.233	1'33.970	236,3	16:04'49.081
61	12.242	32.357	29.142	20.499	1'34.240	232,3	17:25'24.596				21	12.044	32.365	28.884	2'14.144	3'27.437P	237,9	16:08'16.518
62	12.541	32.596	29.096	21.292	1'35.525	232,3	17:27'00.121							Marco Cassarà				
63	12.211	32.574	28.972	20.464	1'34.221	231,3	17:28'34.342				22	16.485	33.179	29.523	20.820	1'40.007P	230,8	16:09'56.525
64	12.150	32.542	29.061	2'13.850	3'27.603P	232,3	17:32'01.945				23	12.320	33.888	29.652	20.683	1'36.543	231,3	16:11'33.068
			Stefano Comandini					24	12.348	33.608	29.463	20.841	1'36.260	223,6	16:13'09.328			
65	16.533	33.177	28.979	20.465	1'39.154P	228,3	17:33'41.099				25	12.379	32.952	29.437	20.670	1'35.438	233,8	16:14'44.766
66	12.219	32.626	28.793	20.365	1'34.003	229,8	17:35'15.102				26	12.229	33.124	29.663	20.890	1'35.906	233,8	16:16'20.672
67	12.183	32.402	28.643	20.377	1'33.605	231,8	17:36'48.707				27	12.307	33.080	29.363	20.601	1'35.351	232,8	16:17'56.023
68	12.089	32.435	28.865	20.482	1'33.871	230,8	17:38'22.578				28	12.182	32.861	29.640	21.578	1'36.261	234,3	16:19'32.284
69	12.147	32.440	29.047	20.499	1'34.133	230,3	17:39'56.711				29	13.478	33.562	30.568	21.157	1'38.765	231,8	16:21'11.049
70	12.133	32.346	28.829	20.635	1'33.943	230,8	17:41'30.654				30	12.217	35.771	32.221	20.821	1'41.030	230,3	16:22'52.079
71	12.163	32.438	28.754	20.303	1'33.658	230,3	17:43'04.312				31	12.557	34.664	29.953	20.742	1'37.916	233,3	16:24'29.995
72	12.090	32.515	28.629	20.691	1'33.925	230,8	17:44'38.237				32	12.347	34.143	29.509	25.684	1'41.683	229,8	16:26'11.678
73	12.247	32.698	29.338	20.445	1'34.728	231,8	17:46'12.965				33	36.336	1'09.620	45.281	2'23.801	4'55.038P	80,8	16:31'06.716
74	12.341	32.477	29.064	20.394	1'34.276	231,8	17:47'47.241							Francesco De Luca				
75	12.200	32.153	28.762	20.231	1'33.346	232,8	17:49'20.587				34	35.845	1'08.714	43.297	37.340	3'05.196P	80,7	16:34'11.912
76	12.084	32.505	28.661	20.396	1'33.646	230,8	17:50'54.233				35	36.340	1'08.496	43.101	38.084	3'06.021	81,0	16:37'17.933
77	12.679	32.853	28.871	20.257	1'34.660	230,8	17:52'28.893				36	36.347	1'08.523	39.656	7'37.869	10'02.395P	81,1	16:47'20.328
78	12.077	32.450	28.786	20.384	1'33.697	233,3	17:54'02.590				37	18.374	35.586	30.560	21.229	1'45.749P	226,9	16:49'06.077
79	12.208	32.437	28.863	20.506	1'34.014	232,3	17:55'36.604				38	13.203	33.593	30.559	21.178	1'38.533	230,3	16:50'44.610
80	12.196	32.365	29.439	28.391	1'42.391	233,3	17:57'18.995				39							



5.6



ACI Racing Weekend Vallelunga, 15-16 Giugno 2024 Campionato Italiano GT Endurance - Analisi Tempi Race

Vallelunga 4.085 m

Start at 15:33'25.867

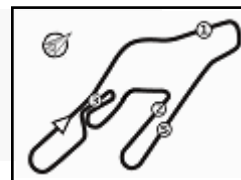
3 / 27

40	17.459	44.931	44.720	21.302	2'08.412	126,0	16:55'36.335	41	12.103	32.228	31.922	25.474	1'41.727	233,8	16:50'07.071
41	13.012	34.147	31.741	1:13'10.677	1:14'29.577P	231,8	18:10'05.912	42	30.046	1'10.859	46.040	27.420	2'54.365	87,7	16:53'01.436
Alfred Nilsson															
42	35.746	1'00.607	31.248	21.553	2'29.154P	80,8	18:12'35.066	44	12.209	32.477	28.762	20.307	1'33.755	236,3	16:56'46.465
43	12.708	33.995	29.746	31.055	1'47.504	228,8	18:14'22.570	45	12.051	32.193	28.667	20.241	1'33.152	234,8	16:58'19.617
44	21.862	51.279	41.893	20.829	2'15.863	111,9	18:16'38.433	46	12.032	32.105	28.747	20.608	1'33.492	235,8	16:59'53.109
45	12.589	33.514	30.147	21.660	1'37.910	235,8	18:18'16.343	47	12.020	32.276	28.494	2'14.126	3'26.916P	237,4	17:03'20.025
46	12.465	33.557	29.978	21.223	1'37.223	233,3	18:19'53.566	Alex Aka							
47	12.290	34.419	28.673	20.514	1'35.896	230,8	18:21'29.462	48	16.468	32.944	28.497	20.224	1'38.133P	233,3	17:04'58.158
48	12.344	33.536	28.668	21.233	1'35.781	229,3	18:23'05.243	49	12.110	32.384	28.765	20.308	1'33.567	230,8	17:06'31.725
49	12.007	32.009	28.677	20.116	1'32.809	235,3	18:24'38.052	50	12.110	32.591	28.671	20.282	1'33.654	230,8	17:08'05.379
50	11.972	32.404	28.484	21.206	1'34.066	234,3	18:26'12.118	51	12.128	32.735	29.454	20.592	1'34.909	233,8	17:09'40.288
51	11.971	32.313	28.487	20.325	1'33.096	234,3	18:27'45.214	52	12.075	33.219	29.064	20.569	1'34.927	229,3	17:11'15.215
52	12.367	33.470	31.962	21.360	1'39.159	232,3	18:29'24.373	53	12.061	32.468	28.785	20.513	1'33.827	233,8	17:12'49.042
53	12.051	31.984	28.354	20.083	1'32.472	236,3	18:30'56.845	54	12.105	32.404	28.818	20.894	1'34.221	233,3	17:14'23.263
54	12.036	33.368	30.906	22.440	1'38.750	232,3	18:32'35.595	55	12.061	32.615	28.857	20.874	1'34.407	236,8	17:15'57.670
55	12.361	32.655	28.748	23.558	1'37.322	235,3	18:34'12.917	56	12.373	32.286	28.636	20.339	1'33.634	230,8	17:17'31.304
56	12.116	32.100	28.434	20.311	1'32.961	235,3	18:35'45.878	57	12.082	32.317	28.581	20.274	1'33.254	231,8	17:19'04.558
Race Time 3:02'20.011															
58	12.075	32.554	28.801	20.350	1'33.780	235,3	17:20'38.338								
59	12.109	32.852	29.214	20.551	1'34.726	233,3	17:22'13.064								
60	12.121	32.383	28.615	20.360	1'33.479	231,3	17:23'46.543								
61	12.319	32.418	28.739	20.418	1'33.894	231,3	17:25'20.437								
62	12.137	32.280	28.624	20.335	1'33.376	233,8	17:26'53.813								
63	12.068	32.299	28.766	20.300	1'33.433	232,8	17:28'27.246								
64	12.055	32.316	28.678	2'14.355	3'27.404P	228,8	17:31'54.650								
Rocco Mazzola															
65	16.577	33.090	29.122	20.547	1'39.336P	229,8	17:33'33.986								
66	12.267	32.441	28.754	20.321	1'33.783	228,8	17:35'07.769								
67	12.491	32.650	28.768	20.450	1'34.359	233,8	17:36'42.128								
68	12.134	32.438	29.378	20.338	1'34.288	232,8	17:38'16.416								
69	12.143	32.312	28.833	20.276	1'33.564	229,3	17:39'49.980								
70	12.205	32.864	28.788	20.329	1'34.186	232,3	17:41'24.166								
71	12.159	32.134	28.887	20.536	1'33.716	229,3	17:42'57.882								
72	12.173	32.790	28.715	20.277	1'33.955	234,8	17:44'31.837								
73	12.124	32.394	28.617	20.392	1'33.527	233,8	17:46'05.364								
74	12.127	32.268	28.657	20.459	1'33.511	232,3	17:47'38.875								
75	12.142	32.190	28.772	20.413	1'33.517	233,3	17:49'12.392								
76	12.183	32.543	28.835	20.497	1'34.058	235,3	17:50'46.450								
77	12.100	33.574	28.990	20.639	1'35.303	235,3	17:52'21.753								
78	12.199	32.894	29.171	20.514	1'34.778	234,8	17:53'56.531								
79	12.113	32.951	28.666	20.246	1'33.976	232,3	17:55'30.507								
80	12.171	32.278	28.688	21.088	1'34.225	234,3	17:57'04.732								
81	36.864	1'09.472	42.259	2'21.797	4'50.392P	80,6	18:01'55.124								
Pietro Delli Guanti															
82	35.888	1'09.498	42.475	37.643	3'05.504P	80,7	18:05'00.628								
83	36.757	1'08.829	41.890	37.375	3'04.851	81,9	18:08'05.479								
84	36.551	1'08.611	42.193	37.508	3'04.863	81,5	18:11'10.342								
85	21.024	58.463	53.507	37.317	2'50.311	94,9	18:14'00.653								
86	23.801	50.654	44.159	22.867	2'21.481	126,9	18:16'22.134								
87	12.683	32.388	28.933	19.982	1'33.986	232,8	18:17'56.120								
88	12.072	31.938	28.499	19.913	1'32.422	232,8	18:19'28.542								
89	12.052	31.774	28.489	19.922	1'32.237	232,8	18:21'00.779								
90	12.064	31.824	28.297	19.869	1'32.054	234,8	18:22'32.833								
91	12.039	31.879	28.229	19.892	1'32.039	233,3	18:24'04.872								
92	12.090	31.907	28.380	19.970	1'32.347	233,3	18:25'37.219								
93	12.056	31.978	28.464	20.067	1'32.565	231,8	18:27'09.784								
94	12.034	32.177	28.620	19.921	1'32.752	234,3	18:28'42.536								
95	12.083	31.900	28.236	19.876	1'32.095	233,8	18:30'14.631								
96	12.043	31.967	28.343	19.925	1'32.278	231,8	18:31'46.909								
97	12.038	31.969	28.364	20.034	1'32.405	234,3	18:33'19.314								
98	12.028	31.982	28.614	20.199	1'32.823	236,3	18:34'52.137								
Race Time 3:01'26.270 + 5.000Pen															
16 AKM Motorsport (1'32.337)															
Lap	Seg.1	Seg.2	Seg.3	Seg.4	Lap Time	km/h	Local Time								

12 Tresor Audi Sport Italia (1'32.039)

Lap	Seg.1	Seg.2	Seg.3	Seg.4	Lap Time	km/h	Local Time
Alex Aka							
1		33.301	28.680	20.124	1'39.577	226,4	15:35'05.444
2	12.079	32.325	28.532	20.356	1'33.292	234,3	15:36'38.736
3	12.079	32.192	28.328	20.333	1'32.932	234,8	15:38'11.668
4	12.089	32.293	28.278	20.192	1'32.852	234,8	15:39'44.520
5	12.043	32.206	28.553	20.395	1'33.197	236,3	15:41'17.717
6	12.069	32.402	28.432	20.231	1'33.134	233,8	15:42'50.851
7	12.089	32.327	28.392	20.157	1'32.965	233,8	15:44'23.816
8	12.047	32.392	28.762	20.273	1'33.474	236,3	15:45'57.290
9	12.040	32.224	28.640	20.297	1'33.201	237,4	15:47'30.491
10	12.032	32.326	28.491	20.297	1'33.146	234,8	15:49'03.637
11	12.055	32.332	28.579	20.322	1'33.288	235,8	15:50'36.925
12	12.017	32.319	28.779	20.501	1'33.616	232,8	15:52'10.541
13	12.053	32.331	28.676	20.326	1'33.386	234,8	15:53'43.927
14	13.452	32.874	28.784	20.416	1'35.526	234,3	15:55'19.453
15	12.038	34.684	28.797	20.633	1'36.152	232,3	15:56'55.605
16	12.015	32.269	28.589	20.153	1'33.026	232,8	15:58'28.631
17	12.040	32.342	28.690	2'13.406	3'26.478P	233,8	16:01'55.109
Rocco Mazzola							
18	16.648	33.500	30.209	20.605	1'40.962P	229,8	16:03'36.071
19	12.318	32.608	28.954	20.343	1'34.223	233,3	16:05'10.294
20	12.205	32.851	28.820	20.369	1'34.245	230,3	16:06'44.539
21	12.179	33.082	29.678	20.335	1'35.274	234,8	16:08'19.813
22	12.222	32.327	29.145	20.521	1'34.215	232,8	16:09'54.028
23	12.157	32.323	28.800	20.381	1'33.661	232,3	16:11'27.689
24	12.156	32.302	28.831	20.364	1'33.653	233,8	16:13'01.342
25	12.132	32.341	28.846	20.391	1'33.710	233,8	16:14'35.052
26	12.173	32.334	28.956	20.720	1'34.183	234,3	16:16'09.235
27	12.446	32.526	28.841	20.385	1'34.198	234,3	16:17'43.433
28	12.142	32.570	29.073	20.417	1'34.202	237,9	16:19'17.635
29	12.104	32.539	29.402	20.502	1'34.547	233,3	16:20'52.182
30	12.092	32.532	28.983	20.515	1'34.122	234,3	16:22'26.304
31	12.124	33.101	31.012	21.406	1'37.643	231,3	16:24'03.947
32	12.142	32.466	28.909	20.554	1'34.071	233,8	16:25'38.018
33	12.532	48.677	42.028	37.627	2'20.864	140,6	16:27'58.882
34	36.899	1'10.819	43.768	2'22.154	4'53.640P	77,3	16:32'52.522
Pietro Delli Guanti							
35	30.175	1'09.729	42.388	37.640	2'59.932P	78,9	16:35'52.454
36	36.870	1'09.420	42.448	37.648	3'06.386	80,9	16:38'58.840
37	25.746	52.110	38.842	42.059	2'38.757	117,0	16:41'37.597
38	29.929	1'00.179	46.582	33.892	2'50.582	98,9	16:44'28.179
39	21.521	47.921	53.032	20.752	2'23.226	159,8	16:46'51.405
40	12.446	32.532	28.728	20.233	1'33.939	233,3	16:48'25.344

16/06/2024 P = Pits In/Out - C = Lap Time Cancelled



ACI Racing Weekend Vallelunga, 15-16 Giugno 2024

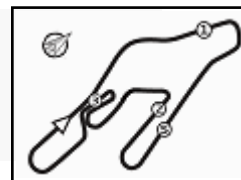
Campionato Italiano GT Endurance - Analisi Tempi Race

Vallelunga 4.085 m

Start at 15:33'25.867

4 / 27

		Gustavo Sandrucci										Filippo Bencivenni										Lorenzo Ferrari																																				
1		34.537	30.495	20.911	1'44.243	229,8	15:35'10.110	61	12.434	32.628	29.004	20.368	1'34.434	229,8	17:25'28.439	18	16.471	33.027	28.871	20.377	1'38.746P	228,3	16:03'54.349	79	12.222	32.790	30.494	20.428	1'35.934	231,8	17:57'41.839	35	35.774	1'08.546	42.024	37.168	3'03.512P	80,7	16:37'22.757	96	12.078	32.104	28.206	20.044	1'32.432	231,3	18:32'00.140											
2	12.328	32.733	28.991	20.415	1'34.467	231,8	15:36'44.577	62	12.357	32.670	28.910	20.664	1'34.601	230,3	17:27'03.040	19	12.471	32.455	28.634	20.369	1'33.929	230,8	16:05'28.278	80	12.159	32.517	29.083	37.625	1'51.384	232,8	17:57'41.839	36	36.365	1'08.455	37.236	21.103	2'43.159	80,6	16:40'05.916	97	12.039	32.056	28.300	20.179	1'32.574	233,8	18:33'32.714											
3	12.260	32.512	28.977	20.457	1'34.206	233,8	15:38'18.783	64	12.331	32.661	28.784	2'16.018	3'29.794P	229,8	17:32'08.279	20	12.523	33.122	29.073	20.877	1'35.595	229,8	16:07'03.873	81	37.950	1'11.429	42.952	2'21.952	4'54.283P	76,8	18:02'36.122	37	26.477	1'02.658	43.961	35.639	2'48.735	85,2	16:44'43.882	98	12.200	32.024	28.255	20.179	1'32.658	231,8	18:35'05.372											
4	12.235	33.274	28.797	20.365	1'34.671	228,8	15:39'53.454									21	12.576	32.570	28.970	20.626	1'34.742	230,8	16:08'38.615														38	38.259	32.033	32.033	23.295	1'49.231	171,7	16:41'55.147														
5	12.141	32.593	29.015	20.497	1'34.246	232,8	15:41'27.700	65	16.361	33.177	29.394	20.616	1'39.548P	227,4	17:33'47.827	22	12.983	32.578	28.958	20.670	1'35.189	228,3	16:10'13.804	82	36.204	1'10.127	45.468	37.762	3'09.561P	78,5	18:05'45.683	39	21.724	47.214	48.589	22.542	2'20.069	174,5	16:47'03.951																			
6	12.185	32.656	29.020	20.471	1'34.332	232,3	15:43'02.032	66	12.780	32.930	28.860	20.347	1'34.917	231,3	17:35'22.744	23	13.153	32.755	28.811	20.469	1'35.188	229,3	16:11'48.992	83	36.981	1'09.588	44.098	37.623	3'08.290	81,0	18:08'53.973	40	12.807	32.695	29.356	20.658	1'35.516	231,3	16:48'39.467																			
7	12.199	32.739	28.767	20.470	1'34.175	232,3	15:44'36.207	67	12.165	32.602	28.646	20.446	1'33.859	230,3	17:36'56.603	24	12.348	33.292	29.062	20.394	1'35.096	228,3	16:13'24.088	84	36.870	1'09.877	43.799	23.202	2'53.748	78,1	18:11'47.721	41	12.829	33.097	31.565	21.458	1'38.949	229,8	16:50'18.416																			
8	12.272	32.815	28.821	20.608	1'34.516	231,3	15:46'10.723	68	12.538	32.609	29.091	20.315	1'34.553	230,3	17:38'31.156	25	12.361	32.800	28.780	20.492	1'34.433	224,5	16:14'58.521	85	13.569	40.398	51.971	37.647	2'23.585	188,8	18:14'11.306	42	27.202	1'09.999	45.654	27.161	2'50.016	90,0	16:53'08.432																			
9	12.154	32.736	28.842	20.500	1'34.232	233,3	15:47'44.955	69	12.115	32.503	29.516	21.988	1'36.122	231,8	17:40'07.278	26	12.356	32.662	29.221	20.316	1'34.555	230,8	16:16'33.076	86	23.253	50.301	43.260	21.489	2'18.303	135,7	18:16'29.609	43	18.246	43.953	48.305	20.554	2'11.058	145,2	16:55'19.490																			
10	12.122	32.479	29.405	20.457	1'34.463	232,8	15:49'19.418	70	12.678	32.667	29.348	20.794	1'35.487	227,8	17:41'52.765	27	12.834	33.021	28.907	20.345	1'35.107	229,8	16:18'08.183	87	12.649	32.865	28.849	20.214	1'34.577	231,3	18:18'04.186	44	13.023	33.575	29.205	20.631	1'36.434	232,8	16:56'55.924																			
11	12.087	33.018	29.104	20.667	1'34.876	230,3	15:50'54.294	71	12.181	32.706	28.550	20.348	1'33.785	229,8	17:43'16.550	28	12.350	32.623	28.792	20.343	1'34.108	231,8	16:19'42.291	88	12.392	32.550	28.478	20.431	1'33.851	232,3	18:19'38.037	45	12.552	32.604	28.467	19.965	1'33.588	228,8	16:58'29.512																			
12	12.101	32.720	29.077	20.533	1'34.431	231,8	15:52'28.725	72	12.087	32.690	28.718	20.468	1'33.963	229,3	17:44'50.513	29	12.260	32.729	28.923	20.687	1'34.599	230,8	16:21'16.890	89	12.043	32.672	28.422	20.086	1'33.223	231,3	18:21'11.260	46	12.046	32.041	28.296	19.999	1'32.382	230,8	17:00'01.894																			
13	12.108	32.755	28.947	20.571	1'34.381	232,3	15:54'03.106	73	12.119	32.603	28.740	20.464	1'33.926	230,3	17:46'24.439	30	12.655	33.343	29.112	20.695	1'35.805	230,3	16:22'52.695	90	12.009	32.229	29.320	20.236	1'33.794	231,8	18:22'45.054	47	12.043	32.194	28.306	20.021	1'32.564	230,3	17:01'34.458																			
14	12.189	32.894	29.527	20.587	1'35.197	231,3	15:55'38.303	74	12.138	32.490	28.817	20.349	1'33.794	231,8	17:47'58.233	31	12.533	33.060	28.939	20.393	1'34.925	230,3	16:24'27.620	91	12.151	32.518	28.425	19.936	1'33.030	232,3	18:24'18.084	48	12.042	32.023	28.319	19.990	1'32.374	229,8	17:03'06.832																			
15	12.090	32.592	29.168	20.419	1'34.269	232,3	15:57'12.572	75	12.137	32.376	28.831	20.589	1'33.933	231,3	17:49'32.166	32	12.290	32.521	28.872	20.391	1'34.074	230,8	16:26'01.694	92	12.117	32.101	28.196	19.935	1'32.349	228,8	18:25'50.433	49	12.029	32.093	28.610	20.007	1'32.739	229,3	17:04'39.571																			
16	12.169	33.306	29.446	20.469	1'35.390	233,3	15:58'47.962	76	12.463	32.813	29.034	20.300	1'34.610	231,8	17:51'06.776	33	16.515	1'09.986	43.716	37.445	2'47.662	80,8	16:28'49.356	93	12.088	32.218	28.259	19.922	1'32.487	229,8	18:27'22.920	50	12.029	32.178	28.252	19.983	1'32.442	229,3	17:06'12.013																			
17	12.088	32.684	28.966	2'13.903	3'27.641P	230,3	16:02'15.603	77	12.091	32.438	28.686	20.373	1'33.588	230,3	17:52'40.364	34	36.338	1'08.587	42.574	3'02.390	5'29.889P	80,7	16:34'19.245	94	12.109	32.057	28.314	19.971	1'32.451	232,3	18:28'55.371	51	12.041	32.206	28.483	2'15.693	3'28.423P	229,8	17:09'40.436																			
		Lorenzo Ferrari										Filippo Bencivenni										Kikko Galbiati																																				
35	35.774	1'08.546	42.024	37.168	3'03.512P	80,7	16:37'22.757	96	12.078	32.104	28.206	20.044	1'32.432	231,3	18:32'00.140	52	16.595	33.386	28.966	20.143	1'39.090P	226,9	17:11'19.526	12	12.203	32.494	28.638	20.499	1'33.834	228,3	15:52'19.500	1																										
36	36.365	1'08.455	37.236	21.103	2'43.159	80,6	16:40'05.916	97	12.039	32.056	28.300	20.179	1'32.574	233,8	18:33'32.714	53	12.319	32.339	28.851	20.118	1'33.627	230,8	17:12'53.153	13	12.195	32.458	29.346	20.444	1'34.443	229,8	15:53'53.943	2	12.281																									
37	26.477	1'02.658	43.961	35.639	2'48.735	85,2	16:44'43.882	98	12.200	32.024	28.255	20.179	1'32.658	231,8	18:35'05.372	54	12.281	32.370	28.564	20.189	1'33.404	229,8	17:14'26.557	14	12.207	32.484	28.957	21.011	1'34.659	228,8	15:55'28.602	3	12.136	32.224	28.610	20.308	1'33.278	230,8	15:38'15.021																			
38	26.477	1'02.658	43.961	35.639	2'48.735	85,2	16:44'43.882	98	12.200	32.024	28.255	20.179	1'32.658	231,8	18:35'05.372	55	12.269	33.173	28.660	20.212	1'34.314	230,8	17:16'00.871	15	12.201	32.605	28.625	20.470	1'33.901	227,8	15:57'02.503	4	12.124	32.331	28.664	20.331	1'33.450	228,8	15:39'48.471																			
39	21.724	47.214	48.589	22.542	2'20.069	174,5	16:47'03.951									56	12.328	32.905	28.761	20.370	1'34.364	229,8	17:17'35.235	16	12.237	33.215	28.681	20.728	1'34.861	225,9	15:58'37.364	5	12.120	32.429	28.881	20.352	1'33.782	229,8	15:41'22.253																			
40	12.807	32.695	29.356	20.658	1'35.516	231,3	16:48'39.467									57	12.367	32.391	28.822	20.428	1'34.008	231,3	17:19'09.243	17	12.215	32.455	28.700	20.506	1'33.876	229,8	16:00'11.240	6	12.188	32.739	28.528	20.346	1'33.801	229,3	15:42'56.054																			
41	12.829	33.097	31.565	21.458	1'38.949	229,8	16:5																																																			



ACI Racing Weekend Vallelunga, 15-16 Giugno 2024

Campionato Italiano GT Endurance - Analisi Tempi Race

Vallelunga 4.085 m

Start at 15:33'25.867

5 / 27

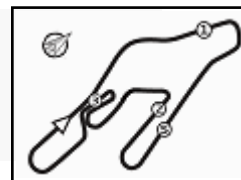
		Enrico Fulgenzi						Enrico Fulgenzi							
20	16.496	32.945	28.967	20.931	1'39.339P	226,9	16:06'52.370	80	12.369	32.594	28.651	38.515	1'52.129	227,8	17:57'41.464
21	12.357	32.682	28.993	20.645	1'34.677	227,8	16:08'27.047	81	37.697	1'11.272	42.960	37.092	3'09.021	74,5	18:00'50.485
22	12.313	33.412	29.145	20.614	1'35.484	228,8	16:10'02.531	82	36.300	1'08.396	41.492	2'21.838	4'48.026P	80,7	18:05'38.511
23	12.203	32.701	28.927	20.619	1'34.450	225,9	16:11'36.981	83	35.097	1'08.468	42.686	37.451	3'03.702P	80,4	18:08'42.213
24	12.246	32.761	29.003	20.516	1'34.526	227,4	16:13'11.507	84	36.374	1'08.898	42.422	26.734	2'54.428	79,9	18:11'36.641
25	12.243	32.693	28.900	20.545	1'34.381	228,3	16:14'45.888	85	13.770	48.373	52.546	37.330	2'32.019	165,9	18:14'08.660
26	12.189	32.878	29.144	20.913	1'35.124	228,3	16:16'21.012	86	23.370	50.673	43.305	20.586	2'17.934	134,8	18:16'26.594
27	12.308	33.109	29.267	20.849	1'35.533	228,3	16:17'56.545	87	12.477	33.795	28.902	20.413	1'35.587	227,4	18:18'02.181
28	12.156	32.735	29.529	21.431	1'35.851	229,3	16:19'32.396	88	12.672	32.753	28.928	20.423	1'34.776	229,3	18:19'36.957
29	13.481	33.517	29.539	20.614	1'37.151	227,4	16:21'09.547	89	12.673	32.441	28.476	20.093	1'33.683	227,8	18:21'10.640
30	12.212	32.698	28.931	20.420	1'34.261	227,4	16:22'43.808	90	12.140	32.579	29.149	20.285	1'34.153	227,4	18:22'44.793
31	12.204	32.805	29.334	20.554	1'34.897	226,9	16:24'18.705	91	12.184	32.776	29.246	20.310	1'34.516	228,8	18:24'19.309
32	12.192	33.110	29.019	20.471	1'34.792	225,9	16:25'53.497	92	12.158	32.600	29.015	20.199	1'33.972	227,8	18:25'53.281
33	12.483	1'05.045	46.802	2'50.473	4'54.803P	81,0	16:30'48.300	93	12.156	32.414	28.633	20.362	1'33.565	227,4	18:27'26.846
		Kikko Galbiati						Kikko Galbiati							
34	36.716	1'08.270	41.996	36.997	3'03.979P	80,8	16:33'52.279	94	12.191	32.276	28.520	20.175	1'33.162	228,8	18:29'00.008
35	36.312	1'08.300	41.990	37.008	3'03.610	80,7	16:36'55.889	95	12.213	32.710	28.567	20.138	1'33.628	227,4	18:30'33.636
36	36.318	1'08.254	41.792	30.790	2'57.154	80,7	16:39'53.043	96	12.186	33.138	28.514	20.281	1'34.119	228,3	18:32'07.755
37	16.009	36.630	33.010	29.185	1'54.834	198,9	16:41'47.877	97	12.185	32.390	28.762	20.333	1'33.670	228,3	18:33'41.425
38	30.573	1'02.640	44.860	35.140	2'53.213	71,6	16:44'41.090	98	12.218	32.444	28.651	20.497	1'33.810	228,3	18:35'15.235
39	21.808	46.503	50.200	21.031	2'19.542	120,9	16:47'00.632	19 VSR (1'32.637)							
40	12.827	34.412	29.914	21.335	1'38.488	224,1	16:48'39.120	Lap	Seg.1	Seg.2	Seg.3	Seg.4	Lap Time	km/h	Local Time
41	12.916	32.939	31.304	21.315	1'38.474	225,9	16:50'17.594	Riccardo Cazzaniga							
42	27.069	1'10.090	45.614	26.560	2'49.333	94,6	16:53'06.927	1		34.296	30.083	20.739	1'43.109	232,8	15:35'08.976
43	18.793	43.887	48.714	20.932	2'12.326	142,1	16:55'19.253	2	12.348	32.486	28.907	20.588	1'34.329	231,3	15:36'43.305
44	13.094	33.720	29.931	20.550	1'37.295	230,3	16:56'56.548	3	12.161	32.507	29.021	20.561	1'34.250	231,3	15:38'17.555
45	12.636	32.916	28.941	20.593	1'35.086	229,8	16:58'31.634	4	12.300	32.555	28.954	20.595	1'34.404	233,3	15:39'51.959
46	12.194	32.397	28.815	20.321	1'33.727	227,8	17:00'05.361	5	12.154	32.506	29.029	20.483	1'34.172	232,3	15:41'26.131
47	12.205	32.303	28.505	20.292	1'33.305	228,8	17:01'38.666	6	12.168	32.464	28.920	20.567	1'34.119	232,8	15:43'00.250
48	12.166	32.299	28.631	20.301	1'33.397	227,4	17:03'12.063	7	12.118	32.526	28.929	20.463	1'34.036	232,8	15:44'34.286
49	12.145	32.343	28.769	20.262	1'33.519	226,4	17:04'45.582	8	12.149	32.406	29.054	20.532	1'34.141	234,3	15:46'08.427
50	12.173	32.324	28.787	2'18.995	3'32.279P	226,4	17:08'17.861	9	12.184	32.645	28.862	20.528	1'34.219	233,3	15:47'42.646
		Enrico Fulgenzi						Enrico Fulgenzi							
51	16.818	33.198	28.912	20.390	1'39.318P	223,1	17:09'57.179	10	12.148	32.694	28.989	20.608	1'34.439	232,3	15:49'17.085
52	12.256	32.639	28.630	20.237	1'33.762	225,5	17:11'30.941	11	12.159	32.708	28.949	20.918	1'34.734	231,8	15:50'51.819
53	12.217	32.421	28.599	20.640	1'33.877	225,9	17:13'04.818	12	12.191	32.616	28.992	20.610	1'34.409	232,3	15:52'26.228
54	12.221	32.342	28.485	20.216	1'33.264	225,9	17:14'38.082	13	12.183	32.577	29.133	20.633	1'34.526	233,8	15:54'00.754
55	12.186	32.817	28.883	20.423	1'34.309	225,5	17:16'12.391	14	12.129	32.629	29.122	20.688	1'34.568	233,3	15:55'35.322
56	12.216	32.532	28.763	20.785	1'34.296	225,0	17:17'46.687	15	12.157	32.609	29.012	20.761	1'34.539	232,3	15:57'09.861
57	12.258	32.557	28.866	20.279	1'33.960	226,9	17:19'20.647	16	12.226	32.707	29.245	20.456	1'34.634	232,3	15:58'44.495
58	12.205	32.500	29.898	20.752	1'35.355	227,4	17:20'56.002	17	12.177	32.667	29.134	20.625	1'34.603	232,8	16:00'19.098
59	12.225	32.570	28.531	20.390	1'33.716	226,4	17:22'29.718	18	12.265	32.649	29.221	20.537	1'34.672	232,8	16:01'53.770
60	12.214	32.362	28.794	20.339	1'33.709	227,4	17:24'03.427	19	12.304	32.712	29.245	2'14.488	3'28.749P	232,8	16:05'22.519
61	12.270	33.169	28.935	20.256	1'34.630	228,8	17:25'38.057	Alberto Di Folco							
62	12.176	32.621	28.690	20.463	1'33.950	226,4	17:27'12.007	20	17.020	32.547	29.368	20.276	1'39.211P	231,8	16:07'01.730
63	12.192	33.148	28.941	20.404	1'34.685	227,8	17:28'46.692	21	12.134	32.496	30.158	21.000	1'35.788	231,3	16:08'37.518
64	12.191	32.455	28.764	20.763	1'34.173	226,9	17:30'20.865	22	12.076	32.629	29.396	20.284	1'34.385	231,8	16:10'11.903
65	13.051	33.298	28.756	20.415	1'35.520	228,8	17:31'56.385	23	12.093	32.764	28.929	20.469	1'34.255	231,8	16:11'46.158
66	12.172	32.682	28.781	20.510	1'34.145	227,4	17:33'30.530	24	12.408	32.777	28.816	20.283	1'34.284	230,3	16:13'20.442
67	12.240	32.789	28.947	20.603	1'34.579	225,9	17:35'05.109	25	12.165	32.374	29.026	20.289	1'33.854	233,3	16:14'54.296
68	12.211	32.683	29.139	2'13.416	3'27.449P	229,3	17:38'32.558	26	12.086	32.311	28.793	20.595	1'33.785	232,8	16:16'28.081
		Kikko Galbiati						Kikko Galbiati							
69	16.787	32.973	28.881	20.453	1'39.094P	225,5	17:40'11.652	27	12.366	32.795	28.647	20.326	1'34.134	231,3	16:18'02.215
70	12.220	32.344	28.742	20.452	1'33.758	225,5	17:41'45.410	28	12.106	32.449	28.909	20.302	1'33.766	232,8	16:19'35.981
71	12.204	32.390	28.999	20.481	1'34.074	227,8	17:43'19.484	29	12.105	32.672	29.273	21.399	1'35.449	232,8	16:21'11.430
72	12.270	32.422	28.793	20.249	1'33.734	228,3	17:44'53.218	30	12.256	32.550	28.736	20.501	1'34.043	233,3	16:22'45.473
73	12.174	32.346	28.579	20.170	1'33.269	226,9	17:46'26.487	31	12.472	32.859	28.990	20.358	1'34.679	232,8	16:24'20.152
74	12.175	32.355	28.747	20.240	1'33.517	227,4	17:48'00.004	32	12.193	32.488	28.973	20.628	1'34.282	232,8	16:25'54.434
75	12.189	32.666	28.754	20.317	1'33.926	227,8	17:49'33.930	33	22.381	1'07.875	43.080	37.848	2'51.184	81,8	16:28'45.618
76	12.548	32.606	28.879	20.198	1'34.231	229,3	17:51'08.161	34	37.399	1'08.798	44.302	37.330	3'07.829	82,0	16:31'53.447
77	12.161	32.280	28.634	20.318	1'33.393	227,4	17:52'41.554	35	35.982	1'07.854	41.916	2'21.057	4'46.809P	81,8	16:36'40.256
78	12.171	32.286	28.739	20.413	1'33.609	227,8	17:54'15.163	Edoardo Liberati							
79	12.559	32.401	28.872	20.340	1'34.172	228,8	17:55'49.335	36	36.381	1'11.623	43.205	34.504	3'05.713P	81,4	16:39'45.969
								37	15.682	38.909	32.769	30.989	1'58.349	181,8	16:41'44.318
								38	29.818	1'01.667	45.396	34.960	2'51.841	114,5	16:44'36.159

16/06/2024

P = Pits In/Out - C = Lap Time Cancelled

Powered by FICr PERUGIA TIMING





Vallelunga 4.085 m

ACI Racing Weekend Vallelunga, 15-16 Giugno 2024

Campionato Italiano GT Endurance - Analisi Tempi Race

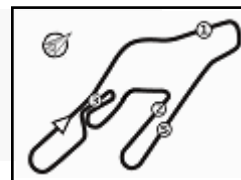
Start at 15:33'25.867

6 / 27

										27 Scuderia Baldini (1'32.376)							
										Lap	Seg.1	Seg.2	Seg.3	Seg.4	Lap Time	km/h	Local Time
39	21.207	47.304	51.620	21.329	2'21.460	133,0	16:46'57.619										
40	13.560	33.995	28.897	20.373	1'36.825	229,3	16:48'34.444										
41	13.183	33.442	29.183	21.126	1'36.934	227,8	16:50'11.378										
42	28.874	1'10.416	45.561	27.053	2'51.904	86,3	16:53'03.282	1		32.877	28.655	20.180	1'38.948	226,9	15:35'04.815		
43	19.094	42.808	48.953	20.478	2'11.333	164,4	16:55'14.615	2	12.194	32.206	28.747	20.186	1'33.333	228,3	15:36'38.148		
44	12.294	32.718	28.603	20.310	1'33.925	229,8	16:56'48.540	3	12.171	32.074	28.646	20.106	1'32.997	228,3	15:38'11.145		
45	12.188	32.289	28.487	20.277	1'33.241	231,3	16:58'21.781	4	12.146	32.040	28.488	20.169	1'32.843	228,8	15:39'43.988		
46	12.177	32.247	28.501	21.204	1'34.129	231,3	16:59'55.910	5	12.125	32.109	28.847	20.183	1'33.264	229,3	15:41'17.252		
47	12.194	32.186	28.414	20.264	1'33.058	233,3	17:01'28.968	6	12.139	32.119	28.511	20.166	1'32.935	228,8	15:42'50.187		
48	12.087	32.230	28.434	20.354	1'33.105	232,3	17:03'02.073	7	12.142	32.331	28.547	20.144	1'33.164	228,8	15:44'23.351		
49	12.055	32.423	28.409	20.284	1'33.171	232,8	17:04'35.244	8	12.136	32.488	28.678	20.170	1'33.472	229,8	15:45'56.823		
50	12.089	32.305	28.544	20.374	1'33.312	231,8	17:06'08.556	9	12.112	32.162	28.716	20.152	1'33.142	230,3	15:47'29.965		
51	12.130	32.504	28.975	2'14.972	3'28.581P	230,8	17:09'37.137	10	12.050	32.309	28.577	20.193	1'33.129	229,3	15:49'03.094		
Riccardo Cazzaniga										11	12.080	32.324	28.627	20.205	1'33.236	228,8	15:50'36.330
52	17.069	32.948	28.859	20.526	1'39.402P	230,3	17:11'16.539	12	12.093	32.304	28.724	20.365	1'33.486	229,3	15:52'09.816		
53	12.199	32.430	28.751	20.368	1'33.748	232,8	17:12'50.287	13	12.110	32.235	28.727	20.307	1'33.379	229,3	15:53'43.195		
54	12.112	32.326	28.678	20.563	1'33.679	233,3	17:14'23.966	14	12.077	32.277	28.804	20.771	1'33.929	229,8	15:55'17.124		
55	12.131	32.473	29.035	20.843	1'34.482	231,3	17:15'58.448	15	12.163	32.530	28.940	20.280	1'33.913	228,3	15:56'51.037		
56	12.655	32.865	28.773	20.658	1'34.951	230,8	17:17'33.399	16	12.074	32.331	28.824	20.484	1'33.710	228,8	15:58'24.747		
57	12.214	32.663	28.757	20.769	1'34.403	232,3	17:19'07.802	17	12.151	32.737	28.785	20.352	1'33.028	228,8	15:59'58.775		
58	12.136	32.464	37.444	20.645	1'42.689	233,3	17:20'50.491	18	12.569	32.431	28.878	20.317	1'34.195	231,3	16:01'32.970		
59	12.184	32.434	28.732	20.498	1'33.848	232,8	17:22'24.339	19	12.113	32.461	28.751	2'15.702	3'29.027P	229,3	16:05'01.997		
60	12.136	33.474	28.692	20.851	1'35.153	229,8	17:23'59.492								Arthur Leclerc		
61	12.547	32.525	28.826	20.507	1'34.405	231,8	17:25'33.897	20	16.656	32.707	29.286	20.265	1'38.914P	228,8	16:06'40.911		
62	12.111	32.572	28.698	20.377	1'33.758	233,3	17:27'07.655	21	12.942	32.629	28.838	20.382	1'34.791	228,8	16:08'15.702		
63	12.136	32.466	28.984	20.721	1'34.307	232,8	17:28'41.962	22	12.177	33.093	29.012	20.294	1'34.576	226,4	16:09'50.278		
64	12.095	32.283	28.722	20.423	1'33.523	233,3	17:30'15.485	23	12.124	32.552	28.885	20.562	1'34.123	227,4	16:11'24.401		
65	12.099	32.527	28.705	2'14.486	3'27.817P	232,3	17:33'43.302	24	12.198	32.568	28.871	20.438	1'34.075	227,8	16:12'58.476		
Alberto Di Folco										25	12.144	32.564	28.755	20.401	1'33.864	228,3	16:14'32.340
66	17.106	32.632	28.659	20.173	1'38.570P	230,8	17:35'21.872	26	13.049	32.749	28.732	21.064	1'35.594	228,3	16:16'07.934		
67	12.156	32.242	28.571	20.176	1'33.145	234,3	17:36'55.017	27	12.149	32.464	28.771	20.437	1'33.821	227,8	16:17'41.755		
68	12.081	32.260	28.637	20.066	1'33.044	231,8	17:38'28.061	28	12.232	32.508	28.849	20.283	1'33.872	228,8	16:19'15.627		
69	13.100	32.596	28.662	20.789	1'35.147	230,3	17:40'03.208	29	12.099	32.606	28.881	20.402	1'33.988	227,4	16:20'49.615		
70	12.211	32.372	28.863	20.078	1'33.524	230,8	17:41'36.732	30	12.108	32.624	28.937	20.524	1'34.193	228,8	16:22'23.808		
71	12.162	32.581	28.855	20.305	1'33.903	229,3	17:43'10.635	31	12.815	32.969	28.776	20.413	1'34.973	229,3	16:23'58.781		
72	12.081	32.339	28.932	20.068	1'33.420	233,3	17:44'44.055	32	12.156	32.442	28.702	20.619	1'33.919	227,8	16:25'32.700		
73	12.072	32.453	28.667	20.190	1'33.382	232,3	17:46'17.437	33	12.748	43.615	41.009	36.730	2'14.102	229,3	16:27'46.802		
74	12.147	32.425	28.601	20.665	1'33.838	233,3	17:47'51.275	34	36.199	1'07.775	41.249	2'21.695	4'46.918P	81,0	16:32'33.720		
75	12.308	32.552	29.031	20.293	1'34.184	231,3	17:49'25.459								Tommaso Mosca		
76	12.196	32.432	28.601	20.178	1'33.407	232,8	17:50'58.866	35	36.657	1'08.438	42.711	37.100	3'04.906P	80,7	16:35'38.626		
77	12.124	33.420	28.630	20.325	1'34.499	220,9	17:52'33.365	36	36.314	1'08.455	42.162	37.007	3'03.938	80,8	16:38'42.564		
78	12.141	32.640	28.669	20.239	1'33.689	231,8	17:54'07.054	37	38.770	53.972	38.844	42.106	2'53.692	117,8	16:41'36.256		
79	12.140	32.383	29.397	20.645	1'34.565	232,3	17:55'41.619	38	30.258	59.932	46.767	33.898	2'50.855	97,8	16:44'27.111		
80	12.186	32.203	28.928	34.352	1'47.669	233,3	17:57'29.288	39	21.428	47.810	53.142	20.951	2'23.331	142,5	16:46'50.442		
81	35.920	1'07.907	41.788	36.960	3'02.575	81,8	18:00'31.863	40	12.297	32.533	28.801	20.259	1'33.890	227,4	16:48'24.332		
82	35.955	1'08.163	41.550	36.839	3'02.507	81,7	18:03'34.370	41	12.204	32.443	32.054	25.222	1'41.923	226,9	16:50'06.255		
83	35.949	1'07.861	41.609	2'21.000	4'46.419P	81,6	18:08'20.789	42	30.090	1'10.879	46.263	27.248	2'54.480	94,9	16:53'00.735		
Edoardo Liberati										43	18.869	42.593	49.578	20.466	2'11.506	192,2	16:55'12.241
84	35.934	1'07.845	41.356	35.334	3'00.469P	81,6	18:11'21.258	44	12.272	32.363	28.752	20.133	1'33.520	228,8	16:56'45.761		
85	14.493	57.914	52.739	37.444	2'42.590	91,2	18:14'03.848	45	12.194	32.274	28.614	20.121	1'33.203	228,3	16:58'18.964		
86	23.474	50.986	43.263	21.193	2'18.916	133,2	18:16'22.764	46	12.156	32.264	28.608	20.176	1'33.204	227,8	16:59'52.168		
87	13.612	32.862	28.821	20.470	1'35.765	231,8	18:17'58.529	47	12.151	32.356	28.471	20.120	1'33.098	227,8	17:01'25.266		
88	12.231	32.468	28.998	20.368	1'34.065	233,3	18:19'32.594	48	12.124	32.296	28.588	20.075	1'33.083	227,4	17:02'58.349		
89	12.122	32.270	28.482	20.256	1'33.130	231,8	18:21'05.724	49	12.085	32.239	28.445	20.142	1'32.911	226,9	17:04'31.260		
90	12.127	32.391	28.474	20.277	1'33.269	231,3	18:22'38.993	50	12.084	32.429	28.587	20.244	1'33.344	225,9	17:06'04.604		
91	12.181	32.341	29.303	20.302	1'34.127	234,3	18:24'13.120	51	12.845	32.682	28.610	2'16.343	3'30.480P	226,9	17:09'35.084		
92	12.101	32.354	28.480	20.266	1'33.201	232,3	18:25'46.321								Arthur Leclerc		
93	12.099	32.324	28.519	20.276	1'33.218	232,8	18:27'19.539	52	16.779	32.850	28.629	20.131	1'38.389P	226,9	17:11'13.473		
94	12.087	32.224	28.308	20.075	1'32.694	232,8	18:28'52.233	53	12.187	32.349	28.537	20.175	1'33.248	226,4	17:12'46.721		
95	12.035	32.262	28.399	20.103	1'32.799	232,8	18:30'25.032	54	12.142	32.321	29.109	20.311	1'33.883	227,4	17:14'20.604		
96	12.055	32.169	28.334	20.079	1'32.637	232,8	18:31'57.669	55	12.172	32.547	28.557	20.165	1'33.441	227,4	17:15'54.045		
97	12.044	32.336	28.268	20.089	1'32.737	233,3	18:33'30.406	56	12.149	32.504	29.215	20.219	1'34.087	226,9	17:17'28.132		
98	12.003	32.260	28.314	20.343	1'32.920	232,8	18:35'03.326	57	12.159	32.190	28.552	20.548	1'33.449	226,9	17:19'01.581		
Race Time 3:01'37.459										58	12.295	32.500	28.498	20.155	1'33.448	227,4	17:20'35.029

16/06/2024

P = Pits In/Out - C = Lap Time Cancelled



ACI Racing Weekend Vallelunga, 15-16 Giugno 2024

Campionato Italiano GT Endurance - Analisi Tempi Race

Vallelunga 4.085 m

Start at 15:33'25.867

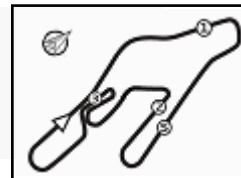
7 / 27

59	12.157	33.631	28.568	20.255	1'34.611	228,3	17:22'09.640	19	12.871	34.251	29.943	2'16.640	3'33.705P	228,8	16:06'08.319
60	12.158	32.207	28.722	20.040	1'33.127	227,8	17:23'42.767				Fulvio Ferri				
61	12.136	32.335	28.773	20.149	1'33.393	227,8	17:25'16.160	20	16.563	33.763	29.422	20.990	1'40.738P	227,8	16:07'49.057
62	12.529	32.358	28.562	20.299	1'33.748	228,3	17:26'49.908	21	12.347	33.133	29.413	20.899	1'35.792	228,3	16:09'24.849
63	12.168	32.303	28.673	20.232	1'33.376	227,4	17:28'23.284	22	13.136	34.366	29.582	21.039	1'38.123	227,8	16:11'02.972
64	12.115	32.307	28.868	20.228	1'33.518	227,4	17:29'56.802	23	12.298	32.899	29.213	20.746	1'35.156	228,3	16:12'38.128
65	12.108	32.479	28.619	20.493	1'33.699	228,8	17:31'30.501	24	12.236	32.938	29.129	20.743	1'35.046	229,3	16:14'13.174
66	12.159	32.449	28.848	20.407	1'33.863	227,4	17:33'04.364	25	12.231	32.990	29.257	21.314	1'35.792	229,3	16:15'48.966
67	12.156	32.380	28.988	20.363	1'33.887	228,3	17:34'38.251	26	12.306	33.002	29.565	21.275	1'36.148	228,8	16:17'25.114
68	12.165	32.360	28.916	2'14.024	3'27.465P	228,8	17:38'05.716	27	12.291	32.896	29.149	21.206	1'35.542	228,8	16:19'00.656
			Tommaso Mosca					28	12.347	34.772	29.575	20.809	1'37.503	225,5	16:20'38.159
69	16.769	32.727	28.877	20.083	1'38.456P	226,9	17:39'44.172	29	13.210	33.359	29.175	20.882	1'36.626	228,3	16:22'14.785
70	12.119	32.266	28.489	20.150	1'33.024	227,4	17:41'17.196	30	12.199	34.470	29.386	20.948	1'37.003	227,8	16:23'51.788
71	12.199	33.577	28.447	20.030	1'34.253	225,9	17:42'51.449	31	12.201	32.906	29.329	20.826	1'35.262	228,3	16:25'27.050
72	12.079	32.403	28.454	20.070	1'33.006	229,8	17:44'24.455	32	13.455	36.043	43.253	37.703	2'10.454	229,3	16:27'37.504
73	12.115	32.620	28.463	20.082	1'33.280	228,3	17:45'57.735	33	36.763	1'09.298	42.527	2'37.860	5'06.448P	80,4	16:32'43.952
74	12.120	32.912	28.463	20.104	1'33.599	228,3	17:47'31.334				Andrea Bodellini				
75	12.085	32.168	28.596	20.966	1'33.815	227,8	17:49'05.149	34	30.549	1'09.581	42.958	37.524	3'00.612P	79,1	16:35'44.564
76	12.359	32.789	28.664	20.108	1'33.920	228,3	17:50'39.069	35	36.841	1'09.271	42.988	37.698	3'06.798	79,8	16:38'51.362
77	12.096	32.648	28.521	20.122	1'33.387	227,8	17:52'12.456	36	31.734	52.947	38.920	42.179	2'45.780	116,4	16:41'37.142
78	12.155	32.216	28.591	20.026	1'32.988	228,8	17:53'45.444	37	29.935	1'00.020	46.719	33.871	2'50.545	97,1	16:44'27.687
79	12.145	32.234	28.615	20.124	1'33.118	228,3	17:55'18.562	38	21.430	47.881	53.073	21.148	2'23.532	143,6	16:46'51.219
80	12.135	32.491	29.178	20.141	1'33.945	230,3	17:56'52.507	39	12.419	33.918	29.037	20.655	1'36.029	226,4	16:48'27.248
81	12.428	1'07.027	41.658	2'26.033	4'27.146P	80,9	18:01'19.653	40	12.520	32.862	30.695	24.454	1'40.531	226,4	16:50'07.779
			Giancarlo Fisichella					41	30.371	1'10.571	45.853	27.422	2'54.217	90,5	16:53'01.996
82	34.946	1'08.390	41.520	36.881	3'01.737P	80,5	18:04'21.390	42	18.568	43.009	49.407	20.679	2'11.663	170,9	16:55'13.659
83	36.349	1'08.268	41.552	36.882	3'03.051	80,7	18:07'24.441	43	12.396	34.328	29.079	20.618	1'36.421	224,5	16:56'50.080
84	36.351	1'08.812	43.698	38.406	3'07.267	80,6	18:10'31.708	44	12.306	32.802	29.623	20.694	1'35.425	229,8	16:58'25.505
85	41.316	1'13.761	53.731	36.893	3'25.701	80,9	18:13'57.409	45	12.214	32.661	28.946	20.705	1'34.526	228,3	17:00'00.031
86	24.071	50.654	44.966	20.586	2'20.277	116,3	18:16'17.686	46	12.204	32.589	28.945	21.447	1'35.185	228,8	17:01'35.216
87	12.384	32.365	28.694	20.205	1'33.648	227,8	18:17'51.334	47	12.269	32.577	29.033	20.567	1'34.446	229,3	17:03'09.662
88	12.163	32.241	28.465	20.077	1'32.946	227,8	18:19'24.280	48	12.166	32.603	29.052	2'18.850	3'32.671P	228,3	17:06'42.333
89	12.136	32.110	28.493	19.989	1'32.728	228,3	18:20'57.008				Alessandro Marchetti				
90	12.111	31.955	28.439	20.048	1'32.553	228,8	18:22'29.561	49	16.955	33.960	29.443	21.067	1'41.425P	224,5	17:08'23.758
91	12.119	32.149	28.312	20.006	1'32.586	228,8	18:24'02.147	50	12.571	33.256	30.010	22.116	1'37.953	227,4	17:10'01.711
92	12.122	32.079	28.416	20.055	1'32.672	228,3	18:25'34.819	51	12.818	33.650	29.580	21.287	1'37.335	228,3	17:11'39.046
93	12.115	32.065	28.332	20.037	1'32.549	227,8	18:27'07.368	52	12.457	33.625	30.498	21.591	1'38.171	226,9	17:13'17.217
94	12.124	32.099	28.261	19.892	1'32.376	229,3	18:28'39.744	53	12.491	34.000	29.896	21.222	1'37.609	225,9	17:14'54.826
95	12.144	32.070	28.295	20.061	1'32.570	228,3	18:30'12.314	54	14.145	34.190	29.490	21.525	1'39.350	225,5	17:16'34.176
96	12.169	32.008	28.465	19.984	1'32.626	229,3	18:31'44.940	55	12.993	33.912	29.541	21.024	1'37.470	225,9	17:18'11.646
97	12.139	32.043	28.401	20.053	1'32.636	230,3	18:33'17.576	56	12.600	33.401	29.596	20.979	1'36.576	226,4	17:19'48.222
98	12.116	32.258	28.417	20.970	1'33.761	228,8	18:34'51.337	57	12.499	33.730	29.666	21.177	1'37.072	226,4	17:21'25.294
								58	12.663	33.876	29.795	21.067	1'37.401	226,9	17:23'02.695
								59	12.569	34.609	29.472	20.948	1'37.598	226,4	17:24'40.293
								60	12.544	33.869	30.931	21.120	1'38.464	225,9	17:26'18.757
								61	12.498	33.820	29.612	21.522	1'37.452	226,9	17:27'56.209
								62	13.023	34.682	30.058	21.535	1'39.298	225,5	17:29'35.507
								63	12.800	34.365	29.773	21.154	1'38.092	226,4	17:31'13.599
								64	12.967	34.119	30.024	21.241	1'38.351	226,4	17:32'51.950
								65	13.598	34.538	30.006	2'14.660	3'32.802P	226,4	17:36'24.752
											Fulvio Ferri				
								66	16.750	33.681	29.179	20.850	1'40.460P	226,9	17:38'05.212
								67	12.665	33.527	29.104	20.900	1'36.196	228,3	17:39'41.408
								68	12.239	33.044	29.068	20.705	1'35.056	227,4	17:41'16.464
								69	12.363	34.803	29.021	20.800	1'36.987	221,8	17:42'53.451
								70	12.244	32.679	29.212	20.991	1'35.126	229,3	17:44'28.577
								71	12.265	32.697	28.711	20.599	1'34.272	227,8	17:46'02.849
								72	12.167	32.619	29.021	20.663	1'34.470	228,8	17:47'37.319
								73	12.156	33.087	28.923	20.528	1'34.694	230,3	17:49'12.013
								74	12.152	32.567	28.730	20.479	1'33.928	229,3	17:50'45.941
								75	12.194	34.517	29.245	20.708	1'36.664	229,8	17:52'22.605
								76	12.222	32.792	29.675	20.788	1'35.477	232,3	17:53'58.082
								77	12.204	32.968	29.830	20.966	1'35.968	230,8	17:55'34.050
								78	12.875	33.272	28.958	20.671	1'35.776	229,8	17:57'09.826

Race Time 3:01'25.470

28 Nova Race Events (1'33.928)

Lap	Seg.1	Seg.2	Seg.3	Seg.4	Lap Time	km/h	Local Time
							Alessandro Marchetti
1		35.516	30.976	21.650	1'48.446	226,9	15:35'14.313
2	12.676	33.881	29.679	20.956	1'37.192	230,3	15:36'51.505
3	12.620	33.560	29.597	20.869	1'36.646	229,8	15:38'28.151
4	12.449	33.031	29.510	20.799	1'35.789	230,3	15:40'03.940
5	12.567	33.519	29.378	20.926	1'36.390	229,3	15:41'40.330
6	12.534	33.351	28.895	20.842	1'35.622	228,8	15:43'15.952
7	12.473	33.246	29.130	20.907	1'35.756	230,3	15:44'51.708
8	12.604	33.365	29.224	21.008	1'36.201	230,8	15:46'27.909
9	12.362	33.405	29.793	20.883	1'36.443	229,8	15:48'04.352
10	12.583	33.554	29.491	20.912	1'36.540	227,8	15:49'40.892
11	12.389	33.271	29.396	20.937	1'35.993	230,3	15:51'16.885
12	12.579	33.517	29.850	20.993	1'36.939	229,3	15:52'53.824
13	12.626	33.546	29.686	20.955	1'36.813	230,3	15:5



Vallelunga 4.085 m

ACI Racing Weekend Vallelunga, 15-16 Giugno 2024

Campionato Italiano GT Endurance - Analisi Tempi Race

Start at 15:33'25.867

8 / 27

79	35.231	1'09.239	42.298	37.817	3'04.585	80,4	18:00'14.411	40	27.897	1'10.338	45.485	26.375	2'50.095	93,8	16:53'04.430
80	36.733	1'09.239	42.220	2'24.944	4'53.136P	80,4	18:05'07.547	41	19.136	43.089	49.780	21.681	2'13.686	155,2	16:55'18.116
Andrea Bodellini															
81	33.595	1'09.269	42.335	37.634	3'02.833P	80,0	18:08'10.380	43	12.929	35.225	30.270	21.007	1'39.431	222,7	16:58'34.907
82	36.752	1'09.446	42.701	34.904	3'03.803	80,2	18:11'14.183	44	12.854	34.020	30.649	22.395	1'39.918	230,3	17:00'14.825
83	19.173	58.599	52.946	37.506	2'48.224	87,5	18:14'02.407	45	13.459	33.717	29.552	20.799	1'37.527	230,3	17:01'52.352
84	23.545	50.958	43.685	21.959	2'20.147	115,4	18:16'22.554	46	12.703	33.515	29.536	20.863	1'36.617	231,8	17:03'28.969
85	13.352	33.162	29.599	20.605	1'36.718	229,8	18:17'59.272	47	12.727	34.124	29.224	20.857	1'36.932	228,8	17:05'05.901
86	12.238	32.429	29.318	20.636	1'34.621	230,3	18:19'33.893	48	12.839	33.485	29.394	22'28.322	3'44.040P	228,8	17:08'49.941
87	12.096	33.162	28.763	20.560	1'34.581	228,8	18:21'08.474	Sandro Mur							
88	12.210	32.521	28.906	20.399	1'34.036	229,3	18:22'42.510	49	18.195	34.458	31.182	22.102	1'45.937P	223,1	17:10'35.878
89	12.239	33.240	28.987	20.365	1'34.831	230,8	18:24'17.341	50	13.143	33.830	29.922	21.568	1'38.463	225,5	17:12'14.341
90	12.355	33.826	30.054	20.567	1'36.802	225,9	18:25'54.143	51	13.030	33.722	30.009	21.456	1'38.217	227,4	17:13'52.558
91	12.175	32.633	28.914	20.482	1'34.204	229,3	18:27'28.347	52	12.956	33.816	29.881	21.203	1'37.856	226,9	17:15'30.414
92	12.202	32.962	29.100	20.848	1'35.112	229,3	18:29'03.459	53	12.884	33.809	29.730	22.301	1'38.724	225,5	17:17'09.138
93	12.218	33.768	29.091	20.486	1'35.563	212,2	18:30'39.022	54	12.960	33.902	30.322	21.637	1'38.821	226,9	17:18'47.959
94	12.153	32.648	29.113	21.324	1'35.238	228,8	18:32'14.260	55	13.032	34.144	30.430	21.675	1'39.281	225,5	17:20'27.240
95	13.018	32.701	29.059	20.735	1'35.513	231,8	18:33'49.773	56	12.935	34.084	30.477	21.461	1'38.957	227,4	17:22'06.197
96	12.290	32.704	29.109	20.642	1'34.745	231,3	18:35'24.518	57	12.970	34.750	30.780	21.311	1'39.811	227,8	17:23'46.008

Race Time 3:01'58.651

32 Auto Sport Racing (1'34.864)

Lap	Seg.1	Seg.2	Seg.3	Seg.4	Lap Time	km/h	Local Time
Sandro Mur							
1		37.486	31.990	22.583	1'54.863	224,1	15:35'20.730
2	13.325	34.750	30.575	22.110	1'40.760	228,3	15:37'01.490
3	13.159	34.098	30.232	22.165	1'39.654	226,4	15:38'41.144
4	12.989	34.233	30.076	21.920	1'39.218	228,3	15:40'20.362
5	12.923	33.854	30.393	21.424	1'38.594	228,8	15:41'58.956
6	13.206	34.825	30.421	21.891	1'40.343	226,4	15:43'39.299
7	12.956	33.650	30.721	21.212	1'38.539	230,3	15:45'17.838
8	12.923	33.491	30.417	21.291	1'38.122	232,3	15:46'55.960
9	12.911	34.713	29.525	21.124	1'38.273	225,0	15:48'34.233
10	12.776	33.408	30.015	21.150	1'37.349	228,8	15:50'11.582
11	12.724	33.469	30.512	21.377	1'38.082	229,8	15:51'49.664
12	12.883	33.485	29.486	21.063	1'36.917	227,4	15:53'26.581
13	12.883	32.979	30.495	21.213	1'37.570	230,8	15:55'04.151
14	12.842	33.594	30.900	21.433	1'38.769	230,3	15:56'42.920
15	12.781	33.486	29.770	21.442	1'37.479	227,8	15:58'20.399
16	12.869	33.638	30.466	21.285	1'38.258	226,9	15:59'58.657
17	13.237	33.795	30.480	2'21.094	3'38.606P	228,3	16:03'37.263
Nuttapong Lertlamprasertkul							
18	19.425	37.133	30.782	22.345	1'49.685P	210,9	16:05'26.948
19	13.389	36.665	30.612	21.941	1'42.607	219,1	16:07'09.555
20	13.220	34.685	30.740	21.658	1'40.303	224,5	16:08'49.858
21	13.195	35.580	33.786	21.854	1'44.415	227,4	16:10'34.273
22	13.076	34.708	30.247	21.806	1'39.837	225,0	16:12'14.110
23	13.085	34.497	30.349	21.764	1'39.695	225,9	16:13'53.805
24	13.206	34.289	30.032	21.609	1'39.136	226,4	16:15'32.941
25	13.111	34.281	30.577	21.506	1'39.475	226,9	16:17'12.416
26	13.146	34.851	30.881	21.735	1'40.613	213,9	16:18'53.029
27	13.179	35.540	30.847	21.380	1'40.946	227,4	16:20'33.975
28	13.183	34.454	30.122	21.430	1'39.189	225,9	16:22'13.164
29	13.072	35.623	30.513	21.695	1'40.903	225,9	16:23'54.067
30	13.114	34.330	29.974	21.851	1'39.269	225,9	16:25'33.336
31	13.267	46.400	42.870	37.501	2'20.038	225,5	16:27'53.374
32	36.528	1'09.017	43.262	2'26.082	4'54.889P	81,7	16:32'48.263
Aniwat Lommahadthai							
33	37.792	1'08.955	42.873	37.624	3'07.244P	80,1	16:35'55.507
34	36.514	1'09.340	41.971	37.318	3'05.143	81,6	16:39'00.650
35	36.476	41.019	37.959	42.055	2'37.509	221,3	16:41'38.159
36	30.529	1'00.150	46.487	33.925	2'51.091	103,3	16:44'29.250
37	21.637	47.581	53.291	22.444	2'24.953	144,2	16:46'54.203
38	13.278	33.664	33.106	22.240	1'42.288	225,0	16:48'36.491
39	12.867	33.576	30.073	21.328	1'37.844	228,8	16:50'14.335

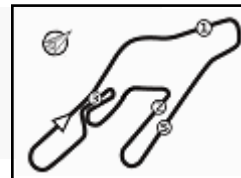
Race Time 3:02'14.148

33 Auto Sport Racing (1'34.624)

Lap	Seg.1	Seg.2	Seg.3	Seg.4	Lap Time	km/h	Local Time
Jao Sanporn							
1		35.212	31.002	21.669	1'48.006	233,8	15:35'13.873
2	12.619	33.420	30.127	20.733	1'36.899	236,3	15:36'50.772

16/06/2024

P = Pits In/Out - C = Lap Time Cancelled



Vallelunga 4.085 m

ACI Racing Weekend Vallelunga, 15-16 Giugno 2024

Campionato Italiano GT Endurance - Analisi Tempi Race

Start at 15:33'25.867

10 / 27

94	12.176	32.280	28.222	20.104	1'32.782	228,8	18:29'08.790	54	12.235	32.549	28.565	20.232	1'33.581	229,8	17:14'33.418
95	12.286	32.353	28.258	20.046	1'32.943	228,3	18:30'41.733	55	12.188	32.487	28.964	20.275	1'33.914	228,3	17:16'07.332
96	12.130	32.183	28.367	20.044	1'32.724	229,3	18:32'14.457	56	12.549	32.767	28.926	20.288	1'34.530	228,3	17:17'41.862
97	12.336	32.248	28.242	20.113	1'32.939	229,3	18:33'47.396	57	12.126	32.511	29.049	20.610	1'34.296	228,8	17:19'16.158
98	12.167	32.116	28.417	20.339	1'33.039	229,3	18:35'20.435	58	12.211	32.491	28.563	20.309	1'33.574	236,8	17:20'49.732

Race Time 3:01'54.568 + 9.092Pen

51 AF Corse (1'32.761)															
Lap	Seg.1	Seg.2	Seg.3	Seg.4	Lap Time	km/h	Local Time								
Eliseo Donno															
1		33.596	29.375	20.490	1'41.355	233,3	15:35'07.222								
2	12.153	32.309	28.878	20.322	1'33.662	233,8	15:36'40.884								
3	12.100	32.262	28.687	20.338	1'33.387	232,3	15:38'14.271								
4	12.093	32.251	28.475	20.453	1'33.272	232,8	15:39'47.543								
5	12.113	32.283	28.687	20.212	1'33.295	238,9	15:41'20.838								
6	12.100	32.852	28.479	20.220	1'33.651	231,8	15:42'54.489								
7	12.097	32.343	28.497	20.370	1'33.307	238,4	15:44'27.796								
8	12.044	32.433	28.569	20.249	1'33.295	232,8	15:46'01.091	69	18.021	34.149	29.827	21.952	1'43.949P	222,7	17:40'07.182
9	12.065	32.405	28.465	20.434	1'33.369	234,3	15:47'34.460	70	13.193	33.917	29.032	20.617	1'36.759	225,5	17:41'43.941
10	12.003	32.586	28.592	20.311	1'33.492	230,3	15:49'07.952	71	12.503	33.179	28.951	20.586	1'35.219	225,5	17:43'19.160
11	12.754	32.442	28.696	20.312	1'34.204	232,8	15:50'42.156	72	12.461	33.752	28.968	21.153	1'36.334	223,6	17:44'55.494
12	12.070	32.389	28.635	20.373	1'33.467	230,3	15:52'15.623	73	12.549	32.961	29.199	20.857	1'35.566	227,4	17:46'31.060
13	12.071	32.471	28.630	20.153	1'33.325	232,3	15:53'48.948	74	12.557	32.864	29.227	20.925	1'35.573	227,4	17:48'06.633
14	12.365	32.553	28.811	20.294	1'34.023	230,8	15:55'22.971	75	12.534	33.232	28.871	20.606	1'35.243	226,9	17:49'41.876
15	12.025	32.511	28.829	20.421	1'33.786	232,3	15:56'56.757	76	12.413	33.058	28.795	20.818	1'35.084	227,8	17:51'16.960
16	12.007	32.648	28.555	20.327	1'33.537	237,4	15:58'30.294	77	12.352	33.168	29.095	21.261	1'35.876	225,9	17:52'52.836
17	12.050	32.272	28.616	20.299	1'33.237	231,3	16:00'03.531	78	12.861	33.324	28.905	20.857	1'35.947	228,3	17:54'28.783
18	12.233	32.666	28.836	20.734	1'34.469	232,8	16:01'38.000	79	12.344	32.874	28.918	20.650	1'34.786	227,8	17:56'03.569
19	12.141	33.081	29.580	20.316	1'35.118	233,8	16:03'13.118	80	12.313	32.596	33.042	36.836	1'54.787	228,3	17:57'58.356
20	12.154	32.469	28.669	2'20.576	3'33.868P	232,3	16:06'46.986	81	36.079	1'07.951	41.834	2'23.006	4'48.870P	81,6	18:02'47.226
Alessandro Bracalente															
21	17.623	33.762	28.800	20.631	1'40.816P	226,4	16:08'27.802	82	35.823	1'08.745	43.308	37.993	3'05.869P	80,4	18:05'53.095
22	12.527	32.951	29.113	20.496	1'35.087	231,8	16:10'02.889	83	38.407	1'11.572	43.451	38.536	3'11.966	74,0	18:09'05.061
23	12.476	32.684	28.991	20.634	1'34.785	228,3	16:11'37.674	84	38.205	1'12.236	42.421	22.965	2'55.827	71,8	18:12'00.888
24	12.545	33.219	28.825	20.837	1'35.426	226,4	16:13'13.100	85	15.386	38.622	44.588	35.901	2'14.497	175,0	18:14'15.385
25	12.461	33.437	28.872	20.522	1'35.292	227,4	16:14'48.392	86	23.088	50.878	42.861	20.892	2'17.719	133,5	18:16'33.104
26	12.363	32.704	29.065	20.809	1'34.941	234,3	16:16'23.333	87	12.804	34.006	29.424	20.851	1'37.085	228,3	18:18'10.189
27	12.428	32.760	29.027	20.563	1'34.778	227,4	16:17'58.111	88	12.461	33.065	28.431	19.989	1'33.946	229,3	18:19'44.135
28	12.332	32.725	28.807	20.804	1'34.668	233,3	16:19'32.779	89	12.103	32.127	28.414	20.117	1'32.761	232,8	18:21'16.896
29	13.467	33.604	29.758	20.748	1'37.577	229,3	16:21'10.356	90	12.077	32.166	29.057	20.508	1'33.808	231,8	18:22'50.704
30	12.362	32.729	29.070	20.772	1'34.933	228,8	16:22'45.289	91	12.447	32.795	28.630	20.213	1'34.085	229,8	18:24'24.789
31	12.362	33.361	29.395	20.683	1'35.801	228,8	16:24'21.090	92	12.329	32.594	28.368	20.070	1'33.361	231,8	18:25'58.150
32	12.401	33.419	29.094	20.909	1'35.823	226,4	16:25'56.913	93	12.115	32.218	28.556	20.188	1'33.077	230,8	18:27'31.227
33	20.574	1'08.458	42.643	2'25.159	4'36.834P	81,1	16:30'33.747	94	12.146	32.135	28.609	20.234	1'33.124	231,3	18:29'04.351
Eliseo Donno															
34	37.986	1'08.260	42.674	36.931	3'05.851P	81,3	16:33'39.598	95	12.110	32.113	28.783	20.124	1'33.130	238,4	18:30'37.481
35	36.129	1'08.172	42.726	37.321	3'04.348	81,6	16:36'43.946	96	12.171	32.187	28.938	20.186	1'33.482	232,3	18:32'10.963
36	37.982	1'10.936	43.483	34.057	3'06.458	76,9	16:39'50.404	97	12.088	32.332	28.664	20.366	1'33.450	233,8	18:33'44.413
37	15.979	38.421	32.799	29.384	1'56.583	191,8	16:41'46.987	98	12.098	32.556	28.935	20.349	1'33.938	232,3	18:35'18.351

Race Time 3:01'52.484

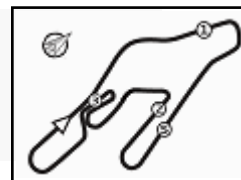
54 Imperiale Sport Car Service (1'35.332)															
Lap	Seg.1	Seg.2	Seg.3	Seg.4	Lap Time	km/h	Local Time								
Giuseppe Fascicolo															
1			36.666	31.839	21.625	1'51.765	230,8	15:35'17.632							
2	13.239	33.796	29.770	21.537	1'38.342	234,3	15:36'55.974								
3	12.968	33.776	29.377	21.102	1'37.223	231,8	15:38'33.197								
4	12.611	33.115	29.838	21.645	1'37.209	235,3	15:40'10.406								
5	12.611	33.807	29.409	20.853	1'36.680	230,8	15:41'47.086								
6	12.547	33.356	29.044	21.115	1'36.062	232,8	15:43'23.148								
7	12.667	32.874	29.281	21.159	1'35.981	235,3	15:44'59.129								
8	12.857	33.109	29.440	20.944	1'36.350	235,8	15:46'35.479								
9	12.863	32.988	29.310	20.886	1'36.047	235,8	15:48'11.526								
10	12.684	33.216	29.027	20.863	1'35.790	234,8	15:49'47.316								
11	12.712	33.751	29.494	20.848	1'36.805	233,8	15:51'24.121								
12	12.740	33.088	29.310	20.855	1'35.993	234,8	15:53'00.114								
13	12.774	33.347	29.497	21.035	1'36.653	234,8	15:54'36.767								

16/06/2024

P = Pits In/Out - C = Lap Time Cancelled

Powered by FICr PERUGIA TIMING





Vallelunga 4.085 m

ACI Racing Weekend Vallelunga, 15-16 Giugno 2024

Campionato Italiano GT Endurance - Analisi Tempi Race

Start at 15:33'25.867

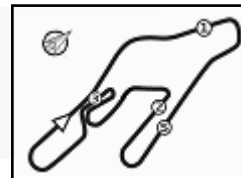
11 / 27

14	12.725	33.191	29.648	21.165	1'36.729	233,3	15:56'13.496	74	12.460	33.003	29.478	21.600	1'36.541	234,8	17:51'03.004
15	12.617	33.231	29.524	21.156	1'36.528	234,8	15:57'50.024	75	12.534	33.023	29.338	20.769	1'35.664	233,8	17:52'38.668
16	12.851	33.240	29.506	2'16.375	3'31.972P	235,3	16:01'21.996	76	12.456	32.979	29.372	21.509	1'36.316	234,8	17:54'14.984
Alexander Robert Bowen															
17	17.237	34.542	29.853	21.476	1'43.108P	231,8	16:03'05.104	78	12.584	33.038	31.843	36.785	1'54.250	235,8	17:57'46.837
18	12.709	33.598	29.712	20.921	1'36.940	232,8	16:04'42.044	79	36.965	1'10.889	42.581	36.888	3'07.323	76,3	18:00'54.160
19	12.773	33.410	29.572	20.710	1'36.465	233,8	16:06'18.509	80	35.896	1'07.796	41.602	2'21.749	4'47.043P	83,9	18:05'41.203
20	12.587	33.267	29.807	20.823	1'36.484	233,8	16:07'54.993	Aaron Farhadi							
21	12.653	33.119	29.539	20.837	1'36.148	233,8	16:09'31.141	81	35.419	1'08.260	42.590	36.985	3'03.254P	83,5	18:08'44.457
22	12.544	33.287	29.282	22.199	1'37.312	232,3	16:11'08.453	82	35.936	1'08.026	42.490	26.598	2'53.050	83,7	18:11'37.507
23	12.908	33.355	29.872	21.832	1'37.967	232,8	16:12'46.420	83	15.633	46.651	52.685	37.025	2'31.994	229,3	18:14'09.501
24	12.683	33.190	29.704	20.874	1'36.451	234,8	16:14'22.871	84	23.142	50.883	43.574	21.338	2'18.937	149,0	18:16'28.438
25	12.563	33.167	29.470	20.749	1'35.949	235,8	16:15'58.820	85	13.623	34.567	30.489	22.004	1'40.683	229,3	18:18'09.121
26	12.623	33.064	29.332	20.889	1'35.908	234,3	16:17'34.728	86	13.298	35.218	30.937	21.211	1'40.664	216,9	18:19'49.785
27	12.505	33.404	29.527	21.286	1'36.722	234,3	16:19'11.450	87	13.458	33.617	29.765	21.192	1'38.032	231,8	18:21'27.817
28	13.051	33.079	29.495	21.016	1'36.641	233,3	16:20'48.091	88	13.538	34.956	29.797	21.172	1'39.463	227,8	18:23'07.280
29	12.551	33.088	30.117	20.938	1'36.694	234,8	16:22'24.785	89	13.473	33.662	29.822	21.197	1'38.154	232,8	18:24'45.434
30	12.548	34.975	31.420	21.461	1'40.404	230,8	16:24'05.189	90	13.523	33.666	29.703	21.175	1'38.067	232,3	18:26'23.501
31	12.906	33.029	29.516	20.888	1'36.339	234,8	16:25'41.528	91	13.341	33.597	29.386	21.234	1'37.558	232,3	18:28'01.059
32	12.921	54.423	41.910	36.706	2'25.960	83,9	16:28'07.488	92	13.283	33.586	29.704	21.176	1'37.749	233,3	18:29'38.808
33	35.882	1'07.935	42.199	36.975	3'02.991	83,9	16:31'10.479	93	13.265	33.512	29.754	21.132	1'37.663	232,3	18:31'16.471
34	38.026	1'10.426	43.582	2'22.405	4'54.439P	77,5	16:36'04.918	94	13.200	34.024	29.761	21.189	1'38.174	231,3	18:32'54.645
Aaron Farhadi															
35	35.729	1'08.310	42.635	37.051	3'03.725P	83,7	16:39'08.643	95	13.430	34.561	29.892	21.305	1'39.188	232,3	18:34'33.833
36	29.211	41.436	37.900	41.546	2'30.093	226,9	16:41'38.736	96	13.534	34.723	30.244	22.152	1'40.653	232,8	18:36'14.486
37	30.589	1'00.535	46.375	33.670	2'51.169	100,5	16:44'29.905	Race Time 3:02'48.619							
38	21.774	47.627	52.853	22.401	2'24.655	129,7	16:46'54.560	55 Nova Race Events (1'33.382)							
39	13.765	33.451	30.922	21.269	1'39.407	232,3	16:48'33.967	Lap	Seg.1	Seg.2	Seg.3	Seg.4	Lap Time	km/h	Local Time
Marco Butti															
40	13.382	34.566	30.345	21.485	1'39.778	230,8	16:50'13.745	1		35.490	29.991	21.028	1'48.726	229,3	15:35'14.593
41	27.600	1'10.321	45.354	26.940	2'50.215	90,5	16:53'03.960	2	12.565	32.826	29.025	20.615	1'35.031	238,4	15:36'49.624
42	18.986	42.768	49.991	21.641	2'13.386	173,6	16:55'17.346	3	12.116	32.645	29.681	20.816	1'35.258	236,8	15:38'24.882
43	13.536	33.497	29.609	20.986	1'37.628	233,3	16:56'54.974	4	12.117	32.685	29.407	20.570	1'34.779	239,5	15:39'59.661
44	13.195	33.863	31.350	21.058	1'39.466	231,3	16:58'34.440	5	12.158	32.947	28.796	20.386	1'34.287	235,3	15:41'33.948
45	13.157	33.412	30.961	2'15.810	3'33.340P	232,3	17:02'07.780	6	12.102	32.565	28.927	20.663	1'34.257	236,3	15:43'08.205
Giuseppe Fascicolo															
46	18.440	36.125	30.224	21.430	1'46.219P	223,6	17:03'53.999	7	12.142	32.603	28.912	20.733	1'34.390	238,4	15:44'42.595
47	12.918	34.140	29.749	21.266	1'38.073	230,3	17:05'32.072	8	12.170	32.700	29.010	20.431	1'34.311	238,4	15:46'16.906
48	13.188	33.991	29.621	21.206	1'38.006	228,3	17:07'10.078	9	12.081	33.464	28.561	20.390	1'34.496	235,3	15:47'51.402
49	13.045	33.459	29.129	20.925	1'36.558	232,8	17:08'46.636	10	12.109	32.612	28.793	20.454	1'33.968	235,3	15:49'25.370
50	13.054	33.417	29.626	20.997	1'37.094	233,3	17:10'23.730	11	12.113	33.160	28.894	20.493	1'34.660	233,8	15:51'00.030
51	12.677	33.248	29.525	21.068	1'36.518	233,8	17:12'00.248	12	12.240	32.547	28.741	20.478	1'34.006	236,3	15:52'34.036
52	12.660	33.228	29.647	21.037	1'36.572	236,8	17:13'36.820	13	12.108	32.553	28.899	20.654	1'34.214	237,9	15:54'08.250
53	12.626	33.257	29.640	20.864	1'36.387	232,8	17:15'13.207	14	12.172	32.537	28.791	20.832	1'34.332	238,9	15:55'42.582
54	12.767	33.223	29.257	20.835	1'36.082	233,3	17:16'49.289	15	12.217	33.382	29.791	20.766	1'36.156	236,3	15:57'18.738
55	12.603	33.166	29.512	20.981	1'36.262	234,3	17:18'25.551	16	12.132	33.893	28.951	20.625	1'35.601	240,0	15:58'54.339
56	12.708	33.620	29.784	20.812	1'36.924	234,8	17:20'02.475	17	12.690	32.919	29.155	20.472	1'35.236	235,3	16:00'29.575
57	12.549	33.036	29.331	21.083	1'35.999	234,8	17:21'38.474	18	12.187	32.631	28.924	20.489	1'34.231	236,3	16:02'03.806
58	12.659	32.880	29.291	20.753	1'35.583	234,3	17:23'14.057	19	12.268	32.908	29.518	20.860	1'35.554	237,4	16:03'39.360
59	12.741	33.262	29.588	21.364	1'36.955	233,8	17:24'51.012	20	12.344	33.155	29.269	20.612	1'35.380	239,5	16:05'14.740
60	12.829	33.377	29.680	21.138	1'37.024	233,8	17:26'28.036	21	12.103	32.613	28.948	2'18.773	3'32.437P	237,9	16:08'47.177
Vincenzo Scarpetta															
61	12.737	33.112	29.596	21.247	1'36.692	234,3	17:28'04.728	22	16.347	33.856	29.701	21.231	1'41.135P	234,8	16:10'28.312
62	12.588	33.423	29.533	21.096	1'36.640	233,3	17:29'41.368	23	12.463	34.161	29.581	20.727	1'36.932	235,3	16:12'05.244
63	12.625	33.159	29.416	20.884	1'36.084	233,3	17:31'17.452	24	12.531	32.875	29.566	20.819	1'35.791	236,3	16:13'41.035
64	13.767	33.716	29.657	21.063	1'38.203	233,3	17:32'55.655	25	12.467	33.221	30.334	20.847	1'36.869	229,8	16:15'17.904
65	12.545	33.280	29.999	2'19.210	3'35.034P	235,8	17:36'30.689	26	12.467	32.693	29.313	21.035	1'35.508	235,3	16:16'53.412
Alexander Robert Bowen															
66	17.605	35.571	29.669	20.887	1'43.732P	230,3	17:38'14.421	27	12.787	33.863	29.636	41.191	1'57.477P	234,8	16:18'50.889
67	12.605	33.298	30.209	20.719	1'36.831	230,8	17:39'51.252	28	16.156	33.829	29.530	21.145	1'40.660P	237,4	16:20'31.549
68	12.579	33.181	29.526	20.472	1'35.758	233,3	17:41'27.010	29	12.328	32.956	29.583	20.982	1'35.849	236,3	16:22'07.398
69	12.589	32.990	29.300	20.453	1'35.332	232,3	17:43'02.342	30	12.339	33.822	29.446	20.739	1'36.346	231,8	16:23'43.744
70	12.411	32.856	29.462	20.800	1'35.529	233,8	17:44'37.871	31	12.405	32.956	29.774	20.724	1'35.859	234,3	16:25'19.603
71	12.415	33.816	29.526	21.008	1'36.765	233,8	17:46'14.636	32	12.869	34.412	41.477	37.006	2'05.764	236,3	16:27'25.367
72	12.421	32.809	29.364	21.025	1'35.619	233,8	17:47'50.255	33	35.788	1'07.894	41.564	2'20.295	4'45.541P	82,6	16:32'10.908
73	12.471	33.116	29.969	20.652	1'36.208	233,8	17:49'26.463	Felice Jelmini							
								34	37.409	1'07.943	41.716	36.848	3'03.916P	82,5	16:35'14.824

16/06/2024

P = Pits In/Out - C = Lap Time Cancelled





ACI Racing Weekend Vallelunga, 15-16 Giugno 2024

Campionato Italiano GT Endurance - Analisi Tempi Race

Vallelunga 4.085 m

Start at 15:33'25.867

12 / 27

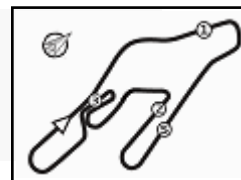
63 VSR (1'32.719)												
Lap	Seg.1	Seg.2	Seg.3	Seg.4	Lap Time	km/h	Local Time					
Stephane Tribaudini												
1		34.434		20.991	1'45.515	232,3	15:35'11.382					
2	12.702	33.014	29.044	20.795	1'35.555	232,3	15:36'46.937					
3	12.393	32.673	28.993	20.560	1'34.619	232,3	15:38'21.556					
4	12.318	32.583	28.768	20.628	1'34.297	233,3	15:39'55.853					
5	12.276	32.657	28.907	20.625	1'34.465	233,3	15:41'30.318					
6	12.326	32.654	28.801	20.693	1'34.474	231,8	15:43'04.792					
7	12.394	32.606	28.764	20.623	1'34.387	232,8	15:44'39.179					
8	12.340	32.509	28.947	20.746	1'34.542	233,8	15:46'13.721					
9	12.275	32.647	28.934	20.581	1'34.437	231,8	15:47'48.158					
10	12.272	32.527	29.039	20.619	1'34.457	233,8	15:49'22.615					
11	12.241	33.612	29.443	20.586	1'35.882	229,8	15:50'58.497					
12	12.572	32.604	28.947	20.604	1'34.727	231,8	15:52'33.224					
13	12.275	32.533	29.165	20.648	1'34.621	234,3	15:54'07.845					
14	12.270	32.749	29.404	20.927	1'35.350	233,8	15:55'43.195					
15	12.329	33.127	29.651	20.927	1'36.034	231,3	15:57'19.229					
16	12.315	35.036	29.190	2'14.611	3'31.152P	231,8	16:00'50.381					
Baptiste Moulin												
17	17.201	33.231	29.392	20.630	1'40.454P	228,3	16:02'30.835					
18	12.390	32.915	29.228	20.806	1'35.339	230,8	16:04'06.174					
19	12.271	33.406	30.314	20.835	1'36.826	231,3	16:05'43.000					
20	12.267	32.884	29.387	20.639	1'35.177	231,8	16:07'18.177					
21	12.145	32.829	29.084	20.583	1'34.641	231,8	16:08'52.818					
22	12.877	33.041	29.339	20.933	1'36.190	231,8	16:10'29.008					
23	12.236	33.461	29.055	20.684	1'35.436	230,8	16:12'04.444					
24	12.182	32.782	29.247	20.760	1'34.971	231,8	16:13'39.415					
25	13.094	33.266	29.293	20.543	1'36.196	232,3	16:15'15.611					
26	12.129	32.833	29.305	20.674	1'34.941	230,8	16:16'50.552					
27	12.170	32.776	29.205	20.786	1'34.937	231,8	16:18'25.489					
28	12.634	32.929	29.211	20.838	1'35.612	231,8	16:20'01.101					
29	12.154	32.944	29.382	20.770	1'35.250	230,8	16:21'36.351					
30	12.736	32.839	29.160	20.673	1'35.408	229,8	16:23'11.759					
31	12.212	32.922	29.053	20.612	1'34.799	230,8	16:24'46.558					
32	12.775	33.004	30.223	37.028	1'53.030	231,8	16:26'39.588					
33	35.943	1'07.800	41.737	2'21.679	4'47.159P	82,1	16:31'26.747					
Jacopo Guidetti												
34	35.960	1'07.875	41.490	36.704	3'02.029P	82,0	16:34'28.776					
35	35.992	1'07.794	42.893	36.879	3'03.558	82,0	16:37'32.334					
36	36.131	1'06.398	33.861	21.617	2'38.007	82,7	16:40'10.341					
37	14.604	39.334	31.436	21.568	1'46.942	145,6	16:41'57.283					
38	26.480	1'03.712	43.615	36.299	2'50.106	81,6	16:44'47.389					
39	20.752	46.868	49.030	20.713	2'17.363	135,8	16:47'04.752					
40	13.815	33.563	29.193	21.130	1'37.701	230,8	16:48'42.453					
41	12.363	34.780	33.520	22.480	1'43.143	230,8	16:50'25.596					
42	27.028	1'09.693	45.708	26.175	2'48.604	95,0	16:53'14.200					
43	17.923	45.413	47.268	22.445	2'13.049	142,7	16:55'27.249					
44	12.757	33.433	28.807	20.455	1'35.452	229,8	16:57'02.701					
45	12.192	32.553	28.704	20.656	1'34.105	231,8	16:58'36.806					
46	12.660	33.151	29.980	20.853	1'36.644	229,3	17:00'13.450					
47	12.114	32.155	28.258	20.192	1'32.719	232,3	17:01'46.169					
48	12.032	32.214	28.419	20.233	1'32.898	231,8	17:03'19.067					
49	12.031	32.498	28.438	20.211	1'33.178	230,3	17:04'52.245					
50	12.018	32.229	28.486	20.254	1'32.989	231,8	17:06'25.234					
51	12.039	32.202	28.621	2'14.831	3'27.693P	231,3	17:09'52.927					
Stephane Tribaudini												
52	17.925	34.200	29.230	20.725	1'42.080P	231,8	17:11'35.007					
53	12.263	32.769	28.632	20.674	1'34.338	230,3	17:13'09.345					
54	12.341	32.840	29.604	20.663	1'35.448	230,8	17:14'44.793					

16/06/2024

P = Pits In/Out - C = Lap Time Cancelled

Powered by FICr PERUGIA TIMING





Vallelunga 4.085 m

ACI Racing Weekend Vallelunga, 15-16 Giugno 2024

Campionato Italiano GT Endurance - Analisi Tempi Race

Start at 15:33'25.867

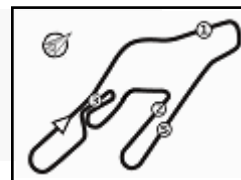
13 / 27

55	12.288	33.138	29.072	20.836	1'35.334	230,8	17:16'20.127	15	12.282	32.424	28.879	20.731	1'34.316	230,8	15:57'15.678			
56	12.436	32.821	28.770	20.578	1'34.605	229,3	17:17'54.732	16	12.204	32.724	29.022	20.463	1'34.413	232,8	15:58'50.091			
57	12.343	32.714	28.953	20.860	1'34.870	230,8	17:19'29.602	17	12.228	32.467	28.699	20.608	1'34.002	232,3	16:00'24.093			
58	12.397	32.794	28.732	20.634	1'34.557	229,8	17:21'04.159	18	12.222	32.459	28.808	20.605	1'34.094	231,3	16:01'58.187			
59	12.329	32.996	28.982	20.801	1'35.108	230,3	17:22'39.267	19	12.669	32.701	28.878	20.487	1'34.735	233,3	16:03'32.922			
60	12.320	33.081	29.078	20.706	1'35.185	233,3	17:24'14.452	20	12.287	32.597	28.715	20.582	1'34.181	232,3	16:05'07.103			
61	12.439	32.675	28.866	20.649	1'34.629	231,3	17:25'49.081	21	12.290	32.603	30.172	20.489	1'35.554	232,8	16:06'42.657			
62	12.286	32.918	29.600	20.950	1'35.754	231,8	17:27'24.835	22	12.348	33.372	28.969	2'14.502	3'29.191P	226,9	16:10'11.848			
63	12.371	33.096	29.104	2'18.847	3'33.418P	231,3	17:30'58.253				Alessandro Fabi							
			Baptiste Moulin					23	19.723	33.505	29.266	20.889	1'43.383P	228,8	16:11'55.231			
64	17.565	33.186	29.240	20.668	1'40.659P	230,3	17:32'38.912	24	12.942	32.928	29.579	21.246	1'36.695	232,3	16:13'31.926			
65	12.666	32.766	28.781	20.648	1'34.861	229,8	17:34'13.773	25	12.999	33.318	29.271	20.800	1'36.388	228,3	16:15'08.314			
66	12.500	32.726	28.975	20.427	1'34.628	229,8	17:35'48.401	26	12.652	32.625	29.358	20.606	1'35.241	232,3	16:16'43.555			
67	12.268	32.882	28.804	20.534	1'34.488	231,3	17:37'22.889	27	12.578	32.735	29.378	20.707	1'35.398	232,3	16:18'18.953			
68	12.173	32.501	28.666	20.486	1'33.826	230,8	17:38'56.715	28	12.488	32.699	29.457	20.620	1'35.264	231,8	16:19'54.217			
69	12.193	32.456	28.986	21.848	1'35.483	231,3	17:40'32.198	29	12.545	32.587	29.616	20.830	1'35.578	230,3	16:21'29.795			
70	12.411	32.620	28.839	20.527	1'34.397	231,3	17:42'06.595	30	12.645	32.569	29.205	20.847	1'35.266	231,8	16:23'05.061			
71	12.283	32.783	28.819	20.613	1'34.498	231,8	17:43'41.093	31	12.449	32.733	29.337	20.893	1'35.412	231,8	16:24'40.473			
72	12.226	32.456	28.716	20.460	1'33.858	229,8	17:45'14.951	32	13.766	33.157	29.520	34.332	1'50.775	229,8	16:26'31.248			
73	12.172	32.432	28.877	20.517	1'33.998	230,8	17:46'48.949	33	36.120	1'08.795	42.390	36.942	3'04.247	82,1	16:29'35.495			
74	12.208	32.863	28.752	20.392	1'34.215	232,8	17:48'23.164	34	35.982	1'08.136	42.072	2'24.783	4'50.973P	81,7	16:34'26.468			
75	12.281	32.885	28.827	20.672	1'34.665	230,8	17:49'57.829				Gilles Stadsbader							
76	12.405	32.722	28.817	20.518	1'34.462	231,8	17:51'32.291	35	36.503	1'08.093	43.822	37.040	3'05.458P	82,1	16:37'31.926			
77	12.142	32.646	28.771	20.456	1'34.015	230,8	17:53'06.306	36	36.020	1'06.182	33.313	22.147	2'37.662	82,0	16:40'09.588			
78	12.216	32.545	28.872	20.524	1'34.157	231,3	17:54'40.463	37	14.689	39.254	30.847	22.115	1'46.905	160,7	16:41'56.493			
79	12.187	32.375	28.851	20.534	1'33.947	231,3	17:56'14.410	38	26.533	1'03.787	43.354	36.559	2'50.233	75,2	16:44'46.726			
80	12.586	58.039	41.777	36.874	2'29.276	100,7	17:58'43.686	39	20.764	46.859	48.562	21.703	2'17.888	136,0	16:47'04.614			
81	35.941	1'07.770	41.604	36.643	3'01.958	82,1	18:01'45.644	40	13.524	32.968	29.325	21.341	1'37.158	229,8	16:48'41.772			
82	35.958	1'07.768	41.776	36.645	3'02.147	82,1	18:04'47.791	41	12.562	34.905	33.248	22.594	1'43.309	232,3	16:50'25.081			
83	35.961	1'07.613	41.551	2'21.323	4'46.448P	82,1	18:09'34.239	42	26.900	1'09.376	46.042	26.282	2'48.600	100,4	16:53'13.681			
			Jacopo Guidetti					43	17.995	45.260	47.280	22.736	2'13.271	147,3	16:55'26.952			
84	36.309	1'11.193	31.777	22.130	2'41.409P	78,5	18:12'15.648	44	12.940	33.107	28.842	20.451	1'35.340	227,8	16:57'02.292			
85	14.730	34.739	38.836	36.264	2'04.569	222,7	18:14'20.217	45	12.337	32.369	28.692	20.985	1'34.383	231,8	16:58'36.675			
86	22.492	50.679	43.250	20.729	2'17.150	118,0	18:16'37.367	46	12.630	33.009	29.173	2'14.320	3'29.132P	232,3	17:02'05.807			
87	12.237	32.689	28.753	20.527	1'34.206	230,3	18:18'11.573	47	17.415	33.434	28.595	20.319	1'39.763P	227,8	17:03'45.570			
88	12.202	33.074	29.122	20.378	1'34.776	230,3	18:19'46.349	48	12.188	32.458	28.553	20.231	1'33.430	228,8	17:05'19.000			
89	12.572	32.407	28.417	20.211	1'33.607	232,3	18:21'19.956	49	12.191	32.115	28.382	20.395	1'33.083	229,3	17:06'52.083			
90	12.210	32.406	28.494	20.216	1'33.326	231,8	18:22'53.282	50	12.173	32.236	28.457	20.552	1'33.418	231,3	17:08'25.501			
91	12.014	32.636	28.647	20.500	1'33.797	231,8	18:24'27.079	51	12.397	32.794	28.975	20.587	1'34.753	232,8	17:10'00.254			
92	12.503	32.990	28.912	20.146	1'34.551	228,3	18:26'01.630	52	12.285	32.569	29.481	20.753	1'35.088	231,3	17:11'35.342			
93	11.998	32.761	28.598	20.102	1'33.459	231,3	18:27'35.089	53	12.268	32.735	28.807	20.647	1'34.457	230,3	17:13'09.799			
94	12.080	32.246	28.312	20.147	1'32.785	231,8	18:29'07.874	54	12.315	32.515	29.077	20.622	1'34.529	230,8	17:14'44.328			
95	12.026	32.147	28.415	20.162	1'32.750	231,8	18:30'40.624	55	12.275	32.638	28.835	20.282	1'34.030	230,8	17:16'18.358			
96	12.040	32.102	28.502	20.424	1'33.068	232,8	18:32'13.692	56	12.188	32.382	28.397	20.367	1'33.334	231,8	17:17'51.692			
97	12.063	32.198	28.398	20.303	1'32.962	231,8	18:33'46.654	57	12.288	32.313	28.723	20.405	1'33.729	232,3	17:19'25.421			
98	12.081	32.180	28.374	20.495	1'33.130	233,3	18:35'19.784	58	12.243	32.242	28.557	21.375	1'34.417	231,3	17:20'59.838			
			Race Time					59	12.418	33.005	28.961	20.498	1'34.882	230,8	17:22'34.720			
			66 VSR (1'33.025)					60	12.235	32.264	28.531	20.379	1'33.409	231,8	17:24'08.129			
			Gilles Stadsbader					61	12.237	32.282	28.682	21.563	1'34.764	232,8	17:25'42.893			
			Lap	Seg.1	Seg.2	Seg.3	Seg.4	Lap Time	km/h	Local Time								
			1		34.055	30.487	21.289	1'45.193	232,3	15:35'11.060	62	12.334	32.410	28.739	20.373	1'33.856	231,8	17:27'16.749
			2	12.707	32.753	28.971	20.735	1'35.166	231,8	15:36'46.226	63	12.269	32.303	29.148	20.475	1'34.195	230,8	17:28'50.944
			3	12.317	32.569	28.961	20.700	1'34.547	230,3	15:38'20.773	64	12.195	32.325	28.580	20.393	1'33.493	231,8	17:30'24.437
			4	12.316	32.513	28.889	20.605	1'34.323	232,8	15:39'55.096	65	12.237	32.343	29.032	20.407	1'34.019	231,8	17:31'58.456
			5	12.344	32.576	28.958	20.635	1'34.513	231,3	15:41'29.609	66	12.953	33.149	29.415	20.745	1'36.262	230,3	17:33'34.718
			6	12.313	32.592	28.850	20.642	1'34.397	230,3	15:43'04.006	67	12.273	32.444	28.873	20.523	1'34.113	231,3	17:35'08.831
			7	12.299	32.581	28.925	20.662	1'34.467	232,8	15:44'38.473	68	12.283	33.019	28.795	2'13.899	3'27.996P	230,8	17:38'36.827
			8	12.288	32.781	28.777	20.743	1'34.589	230,8	15:46'13.062			Alessandro Fabi					
			9	12.243	32.709	28.836	20.599	1'34.387	230,3	15:47'47.449	69	17.547	33.046	29.084	20.634	1'40.311P	228,8	17:40'17.138
			10	12.224	32.629	28.858	20.633	1'34.344	232,3	15:49'21.793	70	12.576	32.599	28.903	20.404	1'34.482	230,3	17:41'51.620
			11	12.248	32.736	28.949	20.844	1'34.777	230,8	15:50'56.570	71	12.499	32.394	28.999	20.950	1'34.842	231,8	17:43'26.462
			12	12.618	32.899	29.621	20.591	1'35.729	231,3	15:52'32.299	72	12.507	32.378	28.923	20.432	1'34.240	231,3	17:45'00.702
			13	12.269	32.437	28.976	20.631	1'34.313	232,8	15:54'06.612	73	12.478	32.533	28.955	20.441	1'34.407	231,3	17:46'35.109
			14	12.197	32.409	28.960	21.184	1'34.750	232,8	15:55'41.362	74	12.487	32.709	29.921	20.555	1'35.672	231,8	17:48'10.781
											75	12.506	32.255	28.847	20.451	1'34.059	232,3	17:49'44.840

Race Time 3:01'53.917

66 VSR (1'33.025)

Lap	Seg.1	Seg.2
-----	-------	-------



Vallelunga 4.085 m

ACI Racing Weekend Vallelunga, 15-16 Giugno 2024

Campionato Italiano GT Endurance - Analisi Tempi Race

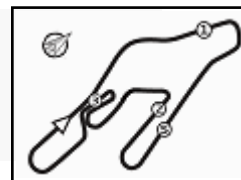
Start at 15:33'25.867

14 / 27

76	12.480	32.653	28.871	20.635	1'34.639	231,8	17:51'19.479	35	36.155	1'08.823	43.249	38.461	3'06.688	82,5	16:38'15.889
77	12.425	32.419	29.069	20.641	1'34.554	231,3	17:52'54.033	36	37.446	56.645	32.544	22.694	2'29.329	126,3	16:40'45.218
78	12.606	33.569	29.076	20.844	1'36.095	227,8	17:54'30.128	37	14.174	36.262	31.101	21.877	1'43.414	217,3	16:42'28.632
79	12.461	32.361	29.307	20.563	1'34.692	232,8	17:56'04.820	38	13.921	50.425	45.080	34.518	2'23.944	101,9	16:44'52.576
80	12.345	32.313	34.107	37.007	1'55.772	232,3	17:58'00.592	39	20.968	47.879	47.468	21.523	2'17.838	139,4	16:47'10.414
81	35.921	1'08.019	41.716	36.828	3'02.484	81,8	18:01'03.076	40	13.060	34.249	29.761	20.798	1'37.868	225,5	16:48'48.282
82	35.977	1'08.031	42.021	2'21.826	4'47.855P	81,7	18:05'50.931	41	12.598	36.125	33.850	22.129	1'44.702	225,0	16:50'32.984
Gilles Stadsbader															
83	37.008	1'11.318	44.198	38.436	3'10.960P	77,8	18:09'01.891	42	26.816	1'08.858	46.844	27.047	2'49.565	69,4	16:53'22.549
84	37.769	1'11.484	42.026	24.474	2'55.753	80,3	18:11'57.644	43	17.017	44.680	46.034	20.929	2'08.660	123,4	16:55'31.209
85	16.524	37.841	44.360	36.331	2'15.056	210,1	18:14'12.700	44	12.733	34.831	30.008	21.305	1'38.877	225,9	16:57'10.086
86	23.881	50.345	42.936	22.132	2'19.294	153,2	18:16'31.994	45	13.251	34.297	29.812	20.666	1'38.026	222,2	16:58'48.112
87	12.996	32.966	29.242	20.964	1'36.168	230,8	18:18'08.162	46	12.555	32.909	29.024	20.520	1'35.008	225,5	17:00'23.120
88	12.322	32.336	28.781	20.478	1'33.917	230,3	18:19'42.079	47	12.517	32.930	28.900	20.570	1'34.917	224,1	17:01'58.037
89	12.334	32.504	28.531	20.426	1'33.795	232,3	18:21'15.874	48	12.471	32.877	29.436	20.668	1'35.452	224,5	17:03'33.489
90	12.257	32.542	28.778	20.629	1'34.206	231,3	18:22'50.080	49	12.489	32.990	29.020	20.686	1'35.185	224,1	17:05'08.674
91	12.442	32.659	29.038	20.416	1'34.555	231,3	18:24'24.635	50	12.468	32.905	29.087	2'19.111	3'33.571P	226,9	17:08'42.245
Christoph Ulrich															
92	12.381	32.270	28.362	20.218	1'33.231	230,3	18:25'57.866	51	17.322	34.930	29.638	20.890	1'42.780P	229,3	17:10'25.025
93	12.151	32.171	28.559	20.215	1'33.096	231,8	18:27'30.962	52	12.790	33.373	29.432	20.997	1'36.592	220,9	17:12'01.617
94	12.116	32.212	28.440	20.257	1'33.025	232,8	18:29'03.987	53	12.814	33.384	29.932	21.116	1'37.246	224,1	17:13'38.863
95	12.209	32.200	28.609	20.250	1'33.268	234,3	18:30'37.255	54	12.879	33.321	29.511	21.046	1'36.757	225,9	17:15'15.620
96	12.162	32.318	28.620	20.259	1'33.359	233,8	18:32'10.614	55	12.814	33.339	29.596	20.812	1'36.561	226,9	17:16'52.181
97	12.172	32.213	28.799	20.355	1'33.539	233,3	18:33'44.153	56	12.751	33.328	29.518	20.869	1'36.466	225,0	17:18'28.647
98	12.176	32.397	28.674	20.488	1'33.735	234,8	18:35'17.888	57	12.816	33.283	29.784	21.830	1'37.713	225,4	17:20'06.360
Race Time 3:01'52.021															
75 Double TT Racing (1'34.348)															
Lap	Seg.1	Seg.2	Seg.3	Seg.4	Lap Time	km/h	Local Time								
Leonardo Colavita															
1		34.574	30.887	21.019	1'45.956	232,8	15:35'11.823	62	12.776	33.305	29.447	20.814	1'36.342	224,5	17:28'08.799
2	12.570	33.201	29.442	20.714	1'35.927	233,8	15:36'47.750	63	12.722	33.292	29.353	20.802	1'36.169	221,8	17:29'44.968
3	12.317	32.770	29.227	20.634	1'34.948	234,8	15:38'22.698	64	12.695	33.119	29.173	20.820	1'35.807	224,5	17:31'20.775
4	12.259	33.010	29.074	20.490	1'34.833	232,8	15:39'57.531	65	12.702	33.498	30.391	2'15.975	3'32.566P	227,4	17:34'53.341
5	12.265	33.595	28.898	20.398	1'35.156	230,3	15:41'32.687	Leonardo Colavita							
6	12.263	32.873	29.031	20.524	1'34.691	232,3	15:43'07.378	66	17.649	33.749	29.115	20.639	1'41.152P	220,9	17:36'34.493
7	12.209	32.581	29.464	20.667	1'34.921	233,3	15:44'42.299	67	13.905	33.763	28.999	20.342	1'37.009	225,5	17:38'11.502
8	12.245	32.666	29.526	20.695	1'35.132	235,3	15:46'17.431	68	12.447	32.939	29.155	21.109	1'35.650	226,4	17:39'47.152
9	12.203	33.239	29.054	20.419	1'34.915	231,3	15:47'52.346	69	12.418	32.833	29.076	20.447	1'34.774	225,5	17:41'21.926
10	12.162	33.016	29.074	20.566	1'34.818	231,3	15:49'27.164	70	12.439	33.044	29.173	20.700	1'35.356	223,6	17:42'57.282
11	12.151	32.912	28.955	20.603	1'34.621	234,8	15:51'01.785	71	12.420	33.696	29.629	20.361	1'36.106	223,6	17:44'33.388
12	12.216	33.663	29.003	20.475	1'35.357	226,4	15:52'37.142	72	12.410	32.812	29.140	20.616	1'34.978	223,6	17:46'08.366
13	12.245	32.755	29.014	20.613	1'34.627	234,3	15:54'11.769	73	12.481	32.836	29.056	20.443	1'34.816	225,9	17:47'43.182
14	12.211	32.720	28.882	20.535	1'34.348	237,9	15:55'46.117	74	12.439	32.798	29.113	20.515	1'34.865	228,3	17:49'18.047
15	12.218	32.830	29.101	20.647	1'34.796	235,8	15:57'20.913	75	12.400	33.135	28.977	20.816	1'35.328	226,4	17:50'53.375
16	12.157	34.985	29.547	20.562	1'37.251	232,8	15:58'58.164	76	12.870	33.603	29.704	20.664	1'36.841	223,6	17:52'30.216
17	12.278	32.612	29.178	20.525	1'34.593	236,3	16:00'32.757	77	12.513	32.949	29.189	20.529	1'35.180	224,5	17:54'05.396
18	12.231	32.650	28.943	20.599	1'34.423	232,3	16:02'07.180	78	12.465	33.269	30.079	21.212	1'37.025	226,9	17:55'42.421
19	12.251	32.838	29.192	20.725	1'35.006	232,8	16:03'42.186	79	12.663	33.516	29.295	36.471	1'51.945	227,4	17:57'34.366
20	12.724	33.796	29.061	20.618	1'36.199	228,3	16:05'18.385	80	36.079	1'08.171	42.739	2'24.622	4'51.611P	81,3	18:02'25.977
21	12.253	33.048	29.924	2'15.290	3'30.515P	232,3	16:08'48.900	Simone Riccitelli							
Christoph Ulrich															
22	17.195	34.623	30.575	21.115	1'43.508P	228,3	16:10'32.408	81	34.966	1'09.805	43.326	37.109	3'05.206P	81,5	18:05'31.183
23	12.659	33.838	29.748	21.086	1'37.331	228,8	16:12'09.739	82	36.170	1'09.995	42.480	37.167	3'05.812	81,9	18:08'36.995
24	12.486	33.248	29.578	21.161	1'36.473	229,3	16:13'46.212	83	36.174	1'09.434	42.437	28.156	2'56.201	81,8	18:11'33.196
25	12.526	33.292	29.663	21.288	1'36.769	231,8	16:15'22.981	84	13.411	50.997	52.639	37.275	2'34.322	128,4	18:14'07.518
26	13.309	33.822	29.792	21.203	1'38.126	230,3	16:17'01.107	85	23.655	50.841	43.110	20.920	2'18.526	149,0	18:16'26.044
27	12.694	33.428	29.799	21.193	1'37.114	234,8	16:18'38.221	86	12.892	34.684	29.582	20.756	1'37.914	221,8	18:18'03.958
28	12.813	33.790	30.061	21.281	1'37.945	226,4	16:20'16.166	87	13.107	32.948	29.268	20.726	1'36.049	226,4	18:19'40.007
29	12.774	33.552	29.906	21.523	1'37.755	222,7	16:21'53.921	88	12.604	32.890	28.940	20.497	1'34.931	222,2	18:21'14.938
30	12.802	33.777	29.901	21.172	1'37.652	230,8	16:23'31.573	89	12.566	33.080	29.994	20.623	1'36.263	225,9	18:22'51.201
31	12.942	34.043	29.857	21.140	1'37.982	224,5	16:25'09.555	90	12.555	33.089	30.368	20.596	1'36.608	225,5	18:24'27.809
32	13.224	33.765	38.071	40.774	2'05.834	225,5	16:27'15.389	91	12.607	33.297	29.126	21.241	1'36.271	221,3	18:26'04.080
33	36.112	1'07.638	41.885	2'25.420	4'51.055P	81,3	16:32'06.444	92	12.619	32.908	29.229	20.603	1'35.359	223,6	18:27'39.439
Simone Riccitelli															
34	35.487	1'08.112	42.119	37.039	3'02.757P	82,8	16:35'09.201	93	12.576	32.987	30.198	20.544	1'36.305	225,5	18:29'15.744
94								94	12.536	32.777	29.904	20.638	1'35.855	221,3	18:30'51.599
95								95	12.533	32.712	28.864	20.462	1'34.571	222,2	18:32'26.170

75 Double TT Racing (1'34.348)

Lap	Seg.1	Seg.2	Seg.3	Seg.4	Lap Time	km/h	Local Time								
Leonardo Colavita															
1		34.574	30.887	21.019	1'45.956	232,8	15:35'11.823	62	12.776	33.305	29.447	20.814	1'36.342	224,5	17:28'08.799
2	12.570	33.201	29.442	20.714	1'35.927	233,8	15:36'47.750	63	12.722	33.292	29.353	20.802	1'36.169	221,8	17:29'44.968
3	12.317	32.770	29.227	20.634	1'34.948	234,8	15:38'22.698	64	12.695	33.119	29.173	20.820	1'35.807	224,5	17:31'20.775
4	12.259	33.010	29.074	20.490	1'34.833	232,8	15:39'57.531	65	12.702	33.498	30.391	2'15.975	3'32.566		



ACI Racing Weekend Vallelunga, 15-16 Giugno 2024

Campionato Italiano GT Endurance - Analisi Tempi Race

Vallelunga 4.085 m

Start at 15:33'25.867

15 / 27

96	12.550	32.961	29.915	20.467	1'35.893	224,1	18:34'02.063	56	12.688	33.608	29.664	21.118	1'37.078	228,8	17:20'10.489
97	12.549	33.483	28.921	20.455	1'35.408	222,2	18:35'37.471	57	12.722	33.885	29.885	21.001	1'37.493	229,8	17:21'47.982
								58	12.623	33.566	29.604	21.071	1'36.864	228,8	17:23'24.846
								59	12.630	33.682	29.709	20.810	1'36.831	228,8	17:25'01.677
								60	12.600	33.701	29.745	21.058	1'37.104	229,3	17:26'38.781
								61	12.501	33.717	30.076	21.337	1'37.631	228,3	17:28'16.412
								62	12.622	33.617	29.953	21.017	1'37.209	228,8	17:29'53.621
								63	12.644	33.641	29.600	21.304	1'37.189	229,3	17:31'30.810
								64	12.570	33.570	30.008	2'16.208	3'32.356P	230,3	17:35'03.166

Race Time 3:02'11.604

77 Nova Race Events (1'35.198)

Lap	Seg.1	Seg.2	Seg.3	Seg.4	Lap Time	km/h	Local Time								
Luca Magnoni															
1		37.007	31.109	21.187	1'49.878	210,5	15:35'15.745	62	12.622	33.617	29.953	21.017	1'37.209	228,8	17:29'53.621
2	12.888	33.880	29.779	20.942	1'37.489	230,3	15:36'53.234	63	12.644	33.641	29.600	21.304	1'37.189	229,3	17:31'30.810
3	12.714	33.598	29.597	20.907	1'36.816	233,3	15:38'30.050	64	12.570	33.570	30.008	2'16.208	3'32.356P	230,3	17:35'03.166
4	12.559	33.369	29.479	20.785	1'36.192	232,8	15:40'06.242	Massimo Ciglia							
5	12.549	33.745	29.728	20.748	1'36.770	232,8	15:41'43.012	65	16.992	33.927	29.824	20.734	1'41.477P	229,8	17:36'44.643
6	12.580	51.643	31.173	21.064	1'56.460	219,1	15:43'39.472	66	12.331	33.373	29.588	20.741	1'36.033	228,3	17:38'20.676
7	12.947	33.921	30.794	21.217	1'38.879	230,8	15:45'18.351	67	12.331	32.997	30.383	21.209	1'36.920	229,3	17:39'57.596
8	12.523	34.042	30.440	20.904	1'37.909	228,3	15:46'56.260	68	12.345	33.209	29.681	20.658	1'35.893	228,8	17:41'33.489
9	12.707	33.915	29.437	20.708	1'36.767	227,4	15:48'33.027	69	12.284	33.341	29.287	20.799	1'35.711	228,3	17:43'09.200
10	12.532	33.433	29.381	20.954	1'36.300	228,3	15:50'09.327	70	12.325	33.091	30.549	20.785	1'36.750	229,3	17:44'45.950
11	12.704	33.415	29.416	20.916	1'36.451	229,8	15:51'45.778	71	12.282	33.259	30.073	21.159	1'36.773	229,3	17:46'22.723
12	12.564	33.657	29.630	21.288	1'37.139	231,3	15:53'22.917	72	12.345	33.214	30.155	20.903	1'36.617	229,3	17:47'59.340
13	13.001	34.262	29.691	21.075	1'38.029	230,3	15:55'00.946	73	12.254	33.197	29.979	20.840	1'36.270	231,3	17:49'35.610
14	12.542	33.703	29.600	20.877	1'36.722	227,8	15:56'37.668	74	12.244	33.116	29.802	21.672	1'36.834	230,8	17:51'12.444
15	12.436	33.479	29.425	20.893	1'36.233	229,3	15:58'13.901	75	13.150	33.672	29.891	20.735	1'37.448	229,3	17:52'49.892
16	12.582	33.685	29.550	2'23.365	3'39.182P	229,8	16:01'53.083	76	12.338	33.018	30.165	20.776	1'36.297	229,8	17:54'26.189
Rodolfo Massaro															
17	17.593	34.013	30.885	21.568	1'44.059P	230,8	16:03'37.142	77	12.288	33.083	29.620	20.645	1'35.636	229,8	17:56'01.825
18	12.601	33.342	29.329	20.687	1'35.959	229,8	16:05'13.101	78	12.321	33.087	33.247	37.091	1'55.746	229,8	17:57'57.571
19	12.517	33.849	29.701	21.120	1'37.187	230,3	16:06'50.288	79	35.782	1'07.892	41.374	2'20.759	4'45.807P	82,3	18:02'43.378
Rodolfo Massaro															
20	12.466	33.322	29.553	20.930	1'36.271	230,3	16:08'26.559	80	36.948	1'10.872	43.173	38.304	3'09.297P	78,5	18:05'52.675
21	12.509	33.275	30.322	21.202	1'37.308	232,3	16:10'03.867	81	38.299	1'11.628	43.335	38.708	3'11.970	76,8	18:09'04.645
22	12.516	33.193	29.289	20.682	1'35.680	229,8	16:11'39.547	82	37.976	1'12.034	42.696	23.173	2'55.879	74,3	18:12'00.524
23	12.472	33.041	29.519	21.055	1'36.087	231,3	16:13'15.634	83	15.280	38.323	44.732	36.218	2'14.553	198,5	18:14'15.077
24	12.555	33.126	29.609	20.831	1'36.121	230,3	16:14'51.755	84	22.887	50.807	43.042	21.160	2'17.896	130,3	18:16'32.973
25	12.484	33.151	29.454	20.799	1'35.888	229,3	16:16'27.643	85	12.843	33.520	29.612	21.113	1'37.088	233,3	18:18'10.061
26	12.454	33.620	29.483	20.894	1'36.451	230,3	16:18'04.094	86	12.397	33.381	29.337	20.838	1'35.953	229,8	18:19'46.014
27	12.405	33.357	29.661	20.822	1'36.245	231,3	16:19'40.339	87	12.844	33.452	29.221	20.698	1'36.215	230,8	18:21'22.229
28	12.422	33.257	29.745	20.869	1'36.293	228,8	16:21'16.632	88	12.410	32.794	29.496	21.214	1'35.914	232,3	18:22'58.143
29	12.517	33.292	30.628	20.910	1'37.347	230,3	16:22'53.979	89	12.375	33.102	29.406	20.699	1'35.582	230,3	18:24'33.725
30	12.412	33.302	29.827	21.172	1'36.713	230,8	16:24'30.692	90	12.343	33.221	28.994	20.683	1'35.241	229,8	18:26'08.966
31	12.929	33.481	29.530	25.967	1'41.907	229,8	16:26'12.599	91	12.332	33.064	29.190	20.829	1'35.415	230,3	18:27'44.381
32	35.872	1'09.701	45.155	36.982	3'07.710	80,9	16:29'20.309	92	12.378	33.410	28.981	20.701	1'35.470	231,8	18:29'19.851
33	35.844	1'07.972	43.062	2'35.847	5'02.725P	82,1	16:34'23.034	93	12.360	32.913	29.248	20.677	1'35.198	230,8	18:30'55.049
Massimo Ciglia															
34	35.568	1'11.818	43.951	37.042	3'08.379P	78,1	16:37'31.413	94	12.320	33.202	29.066	20.778	1'35.366	229,8	18:32'30.415
35	35.903	1'06.075	33.537	22.164	2'37.679	82,1	16:40'09.092	95	12.339	33.335	29.181	20.828	1'35.683	229,3	18:34'06.098
36	14.427	39.536	30.903	21.817	1'46.683	158,8	16:41'55.775	96	12.355	33.272	29.118	20.739	1'35.484	230,8	18:35'41.582
															Race Time 3:02'15.715

85 Imperiale Sport Car Service (1'33.554)

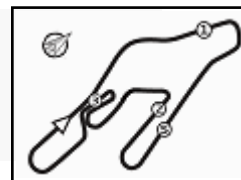
Lap	Seg.1	Seg.2	Seg.3	Seg.4	Lap Time	km/h	Local Time	
Alessio Deledda								
1			33.915	30.604	21.313	1'44.882	234,3	15:35'10.749
2	12.434	32.682	29.183	20.727	1'35.026	235,3	15:36'45.775	
3	12.246	32.701	28.981	20.600	1'34.528	234,8	15:38'20.303	
4	12.184	32.712	28.765	20.734	1'34.395	235,8	15:39'54.698	
5	12.263	32.679	28.809	20.536	1'34.287	235,3	15:41'28.985	
6	12.409	32.759	28.780	20.613	1'34.561	235,8	15:43'03.546	
7	12.321	32.607	28.884	20.612	1'34.424	235,3	15:44'37.970	
8	12.336	32.722	28.978	20.582	1'34.618	234,8	15:46'12.588	
9	12.343	32.550	28.921	20.521	1'34.335	235,8	15:47'46.923	
10	12.272	32.559	28.966	20.674	1'34.471	234,8	15:49'21.394	
11	12.295	32.733	28.903	20.722	1'34.653	234,3	15:50'56.047	
12	12.465	32.839	28.866	20.761	1'34.931	234,3	15:52'30.978	
13	12.248	32.555	30.290	21.198	1'36.291	235,8	15:54'07.269	
14	12.288	32.855	29.115	20.797	1'35.055	235,8	15:55'42.324	
15	12.310	33.580	29.483	20.734	1'36.107	239,5	15:57'18.431	
16	12.287	38.140	29.331	20.834	1'40.592	235,8	15:58'59.023	
17	12.330	32.768	29.456	20.766	1'35.320	234,8	16:00'34.343	

16/06/2024

P = Pits In/Out - C = Lap Time Cancelled

Powered by FICr PERUGIA TIMING





ACI Racing Weekend Vallelunga, 15-16 Giugno 2024

Campionato Italiano GT Endurance - Analisi Tempi Race

Vallelunga 4.085 m

Start at 15:33'25.867

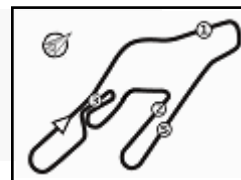
16 / 27

18	12.451	32.728	28.991	20.652	1'34.822	235,3	16:02'09.165	78	12.289	32.588	28.749	20.467	1'34.093	234,8	17:54'43.996
19	12.485	32.894	29.343	2'15.877	3'30.599P	234,8	16:05'39.764	79	12.241	32.590	28.753	20.676	1'34.260	234,3	17:56'18.256
			Robin Rogalski					Kevin Gilardoni							
20	16.837	33.210	29.358	20.593	1'39.998P	234,3	16:07'19.762	80	12.348	57.702	41.280	2'23.540	4'14.870P	47,7	18:00'33.126
21	12.220	32.721	29.227	20.554	1'34.722	233,8	16:08'54.484	81	35.345	1'08.013	41.870	36.916	3'02.144P	83,6	18:03'35.270
22	12.286	33.395	29.744	20.777	1'36.202	232,3	16:10'30.686	82	35.929	1'07.815	41.656	36.902	3'02.302	83,5	18:06'37.572
23	12.602	33.140	29.337	20.636	1'35.715	231,8	16:12'06.401	83	35.932	1'07.892	41.795	36.827	3'02.446	83,1	18:09'40.018
24	12.207	32.754	29.211	20.935	1'35.107	235,3	16:13'41.508	84	35.922	1'07.219	32.980	23.870	2'39.991	81,8	18:12'20.009
25	12.244	33.655	29.920	21.139	1'36.958	234,3	16:15'18.466	85	15.062	36.525	33.549	36.205	2'01.341	196,0	18:14'21.350
26	12.306	32.979	29.206	20.790	1'35.281	233,3	16:16'53.747	86	22.275	51.141	42.116	21.241	2'16.773	116,3	18:16'38.123
27	12.607	33.481	29.289	20.594	1'35.971	232,3	16:18'29.718	87	12.690	33.121	30.139	21.341	1'37.291	233,8	18:18'15.414
28	12.178	32.727	29.571	20.627	1'35.103	233,8	16:20'04.821	88	12.515	33.806	29.939	20.909	1'37.169	232,3	18:19'52.583
29	12.233	33.361	29.638	21.401	1'36.633	232,8	16:21'41.454	89	12.897	34.339	28.795	20.515	1'36.546	229,8	18:21'29.129
30	12.690	33.292	29.390	20.576	1'35.948	233,8	16:23'17.402	90	12.308	32.582	28.617	20.406	1'33.913	232,8	18:23'03.042
31	12.160	33.090	29.052	20.742	1'35.044	232,3	16:24'52.446	91	12.238	32.464	28.749	20.437	1'33.888	231,8	18:24'36.930
32	12.272	32.928	30.412	36.899	1'52.511	232,8	16:26'44.957	92	12.254			20.411	1'33.915	232,3	18:26'10.845
33	35.926	1'07.726	42.738	2'22.567	4'48.957P	83,3	16:31'33.914	93	12.227	32.486	28.634	20.686	1'34.033	232,8	18:27'44.878
			Kevin Gilardoni												
34	35.439	1'07.883	41.514	36.864	3'01.700P	83,5	16:34'35.614	95	12.220	32.617	29.063	20.497	1'34.397	233,8	18:30'53.355
35	35.949	1'07.856	42.396	36.894	3'03.095	83,5	16:37'38.709	96	12.204	32.620	28.781	20.565	1'34.170	236,3	18:32'27.525
36	35.973	1'07.997	32.051	21.753	2'37.774	83,3	16:40'16.483	97	12.223	32.556	29.527	20.792	1'35.098	233,3	18:34'02.623
37	13.500	38.714	30.932	21.124	1'44.270	150,2	16:42'00.753	98	12.498	33.464	29.140	20.715	1'35.817	232,3	18:35'38.440
38	25.002	1'04.221	43.509	35.766	2'48.498	103,1	16:44'49.251								
39	20.872	47.974	47.052	20.729	2'16.627	137,1	16:47'05.878								
99 Tresor Audi Sport Italia (1'32.343)															
Lap Seg.1 Seg.2 Seg.3 Seg.4 Lap Time km/h Local Time															
Glenn van Berlo															
40	12.993	34.332	29.781	21.297	1'38.403	234,3	16:48'44.281								
41	12.844	34.838	33.224	22.713	1'43.619	229,8	16:50'27.900								
42	26.749	1'09.276	46.551	26.038	2'48.614	89,4	16:53'16.514	1							
43	18.051	44.966	46.244	22.178	2'11.439	129,3	16:55'27.953	2	12.516	34.498	31.870	21.251	1'47.409	236,8	15:35'13.276
44	12.940	33.950	28.819	20.554	1'36.263	229,8	16:57'04.216	3	12.145	33.297	29.655	20.537	1'36.005	229,3	15:36'49.281
45	12.413	32.717	28.764	20.579	1'34.473	233,8	16:58'38.689	4	12.172	32.699	29.801	20.596	1'35.241	235,8	15:38'24.522
46	12.324	33.205	29.465	21.255	1'36.249	236,3	17:00'14.938	5	12.251	32.709	29.460	20.513	1'34.854	238,9	15:39'59.376
47	12.968	32.842	28.703	20.467	1'34.980	234,8	17:01'49.918	6	12.158	32.835	28.647	20.471	1'34.204	236,3	15:41'33.580
48	12.223	32.521	28.701	2'16.095	3'29.540P	232,8	17:05'19.458	7	12.133	32.414	29.113	20.410	1'34.095	236,8	15:43'07.675
			Robin Rogalski												
49	16.444	33.506	29.354	20.976	1'40.280P	229,8	17:06'59.738	8	12.140	32.690	28.853	20.398	1'34.074	238,9	15:44'41.749
50	12.333	32.846	28.973	20.811	1'34.963	231,3	17:08'34.701	9	12.105	32.216	28.648	20.355	1'33.359	236,3	15:46'15.108
51	12.325	32.983	29.042	20.685	1'35.035	231,3	17:10'09.736	10	12.024	32.405	28.733	20.330	1'33.573	236,3	15:47'48.681
52	12.253	32.774	29.313	20.691	1'35.031	232,3	17:11'44.767	11	12.243	32.553	29.065	20.505	1'34.147	236,3	15:49'22.828
53	12.212	32.707	29.177	20.638	1'34.734	232,3	17:13'19.501	12	12.507	32.672	28.750	20.387	1'34.052	234,8	15:50'56.880
54	12.162	33.029	29.223	21.198	1'35.612	232,3	17:14'55.113	13	12.017	32.762	28.956	20.374	1'34.599	237,9	15:52'31.479
55	12.192	32.926	28.977	20.691	1'34.786	230,8	17:16'29.899	14	12.117	32.347	28.756	20.519	1'33.739	237,4	15:55'39.718
56	12.226	32.950	29.102	20.638	1'34.916	230,3	17:18'04.815	15	12.050	32.353	28.807	20.448	1'33.658	233,8	15:57'13.376
57	12.164	32.732	29.057	20.538	1'34.491	231,8	17:19'39.306	16	12.044	32.863	29.490	20.863	1'35.260	236,8	15:58'48.636
58	12.152	32.740	28.994	20.578	1'34.464	232,3	17:21'13.770	17	12.088	32.536	29.038	20.478	1'34.140	237,4	16:00'22.776
59	12.163	32.998	29.304	20.630	1'35.095	232,8	17:22'48.865	18	12.108	32.521	28.954	20.301	1'33.884	235,8	16:01'56.660
60	12.195	32.681	29.175	20.599	1'34.650	233,3	17:24'23.515	19	12.645	33.047	29.058	2'15.121	3'29.871P	237,4	16:05'26.531
			Alessio Deledda												
61	12.158	32.798	29.080	20.541	1'34.577	232,8	17:25'58.092	20	16.330	32.864	28.990	20.693	1'38.877P	236,3	16:07'05.408
62	12.117	32.903	29.318	21.613	1'35.951	232,8	17:27'34.043	21	13.330	32.864	29.171	20.568	1'36.596	233,8	16:08'42.004
63	12.647	32.889	29.270	21.178	1'35.984	233,3	17:29'10.027	22	12.201	33.117	29.264	20.439	1'35.021	236,8	16:10'17.025
64	12.187	32.733	29.229	2'15.564	3'29.713P	233,3	17:32'39.740	23	12.196	33.237	29.321	20.978	1'35.732	238,4	16:11'52.757
65	16.564	33.097	29.095	20.507	1'39.263P	232,3	17:34'19.003	24	12.901	34.177	28.922	20.568	1'36.568	233,8	16:13'29.325
66	12.413	33.878	29.293	20.521	1'36.105	228,8	17:35'55.108	25	12.254	33.149	29.299	20.764	1'35.466	237,9	16:15'04.791
67	12.292	32.609	28.812	20.346	1'34.059	233,8	17:37'29.167	26	12.399	32.841	28.760	20.502	1'34.502	238,9	16:16'39.293
68	12.227	32.866	28.818	20.183	1'34.094	231,8	17:39'03.261	27	12.156	32.650	29.436	20.491	1'34.733	235,3	16:18'14.026
69	12.165	32.653	28.603	20.406	1'33.827	231,8	17:40'37.088	28	12.138	32.550	28.756	20.423	1'33.867	236,8	16:19'47.893
70	12.202	32.459	28.733	20.210	1'33.604	232,3	17:42'10.692	29	12.116	32.456	29.147	20.409	1'34.128	233,8	16:21'22.021
71	12.221	32.317	28.651	20.371	1'33.560	234,8	17:43'44.252	30	12.076	32.371	29.120	20.438	1'34.005	235,3	16:22'56.026
72	12.214	32.438	28.555	20.347	1'33.554	233,8	17:45'17.806	31	12.098	32.490	29.335	20.815	1'34.738	236,3	16:24'30.764
73	12.643	32.712	28.594	20.401	1'34.350	232,8	17:46'52.156	32	12.415	32.530	28.907	25.781	1'39.633	233,3	16:26'10.397
74	12.345	32.730	28.850	20.929	1'34.854	233,3	17:48'27.010	33	36.845	1'09.538	42.522	2'21.323	4'50.228P	81,4	16:31'00.625
75	12.417	32.812	28.915	20.354	1'34.498	233,8	17:50'01.508								
76	12.204	32.569	28.680	20.555	1'34.008	233,8	17:51'35.516	34	36.304	1'09.536	42.593	37.787	3'06.220P	81,3	16:34'06.845
77	12.369	32.872	28.736	20.410	1'34.387	233,3	17:53'09.903	35	36.872	1'09.640	42.619	37.832	3'06.963	81,2	16:37'13.808
			Leonardo Moncini												
								36	36.886	1'09.645	38.155	25.832	2'50.518	81,3	16:40'04.326

16/06/2024

P = Pits In/Out - C = Lap Time Cancelled

Powered by FICr PERUGIA TIMING



ACI Racing Weekend Vallelunga, 15-16 Giugno 2024

Campionato Italiano GT Endurance - Analisi Tempi Race

Vallelunga 4.085 m

Start at 15:33'25.867

17 / 27

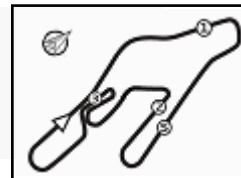
													103 Easy Race (1'38.061)							
													Lap	Seg.1	Seg.2	Seg.3	Seg.4	Lap Time	km/h	Local Time
37	16.384	38.100	32.201	23.109	1'49.794	196,7	16:41'54.120	98	12.081	32.312	28.739	20.725	1'33.857	236,3	18:35'01.964					
38	26.591	1'02.326	44.378	35.260	2'48.555	81,4	16:44'42.675							Race Time 3:01'36.097						
39	22.167	46.963	48.945	23.124	2'21.199	214,7	16:47'03.874													
40	12.560	32.600	30.339	20.664	1'36.163	236,8	16:48'40.037													
41	13.413	34.560	31.247	21.133	1'40.353	233,8	16:50'20.390													
42	28.392	1'09.831	45.467	27.173	2'50.863	94,3	16:53'11.253													
43	17.841	44.534	47.105	20.693	2'10.173	155,8	16:55'21.426	1			Emiliano Pierantoni		1'55.168	216,9	15:35'21.035					
44	12.729	32.777	29.896	20.457	1'35.859	235,8	16:56'57.285	2	13.660	34.976	30.232	21.848	1'40.716	231,3	15:37'01.751					
45	12.557	33.265	29.250	20.361	1'35.433	236,8	16:58'32.718	3	13.449	34.900	29.956	22.250	1'40.555	230,3	15:38'42.306					
46	12.303	32.473	28.463	20.258	1'33.497	236,3	17:00'06.215	4	13.140	35.579	29.975	22.353	1'41.047	231,8	15:40'23.353					
47	12.329	32.224	28.486	20.208	1'33.247	239,5	17:01'39.462	5	13.272	34.790	30.255	21.988	1'40.305	229,3	15:42'03.658					
48	12.434	32.889	28.539	20.186	1'34.048	237,9	17:03'13.510	6	13.184	35.047	30.125	21.791	1'40.147	230,8	15:43'43.805					
49	12.129	32.215	29.449	2'16.077	3'29.870P	236,8	17:06'43.380	7	13.294	34.566	29.961	21.840	1'39.661	232,8	15:45'23.466					
Glenn van Berlo													8	13.153	34.431	30.118	21.916	1'39.618	231,8	15:47'03.084
50	16.511	33.933	30.389	20.877	1'41.710P	232,8	17:08'25.090	9	13.170	34.380	30.343	21.920	1'39.813	231,8	15:48'42.897					
51	12.447	32.694	28.993	20.317	1'34.451	235,3	17:09'59.541	10	13.263	34.710	30.115	21.821	1'39.909	229,3	15:50'22.806					
52	12.213	32.826	28.809	20.394	1'34.242	236,8	17:11'33.783	11	13.086	34.471	30.102	21.962	1'39.621	230,8	15:52'02.427					
53	12.289	32.723	28.927	20.444	1'34.383	235,8	17:13'08.166	12	13.131	34.791	30.546	22.093	1'40.561	230,8	15:53'42.988					
54	12.661	32.992	28.683	20.155	1'34.491	233,8	17:14'42.657	13	16.289	36.421	31.253	22.514	1'46.477	231,8	15:55'29.465					
55	12.158	32.420	28.666	20.187	1'33.431	231,3	17:16'16.088	14	13.272	34.649	30.666	22.831	1'41.418	230,8	15:57'10.883					
56	12.149	32.541	28.615	20.414	1'33.719	231,3	17:17'49.807	15	13.468	37.169	30.290	21.905	1'42.832	229,8	15:58'53.715					
57	12.176	32.364	28.750	20.276	1'33.566	234,8	17:19'23.373	16	13.203	35.250	32.677	22.351	1'43.481	230,8	16:00'37.196					
58	12.143	32.404	28.885	20.887	1'34.319	233,8	17:20'57.692	17	13.284	34.951	30.772	2'21.167	3'40.174P	230,8	16:04'17.370					
59	12.739	32.535	28.663	20.237	1'34.174	233,8	17:22'31.866							Alex Bacci						
60	12.174	32.431	28.611	20.283	1'33.499	234,8	17:24'05.365	18	18.446	35.074	31.148	22.658	1'47.326P	230,3	16:06'04.696					
61	12.182	32.634	29.000	20.645	1'34.461	236,8	17:25'39.826	19	13.410	34.641	30.380	22.091	1'40.522	230,8	16:07'45.218					
62	12.132	32.434	28.648	20.373	1'33.587	235,3	17:27'13.413	20	13.226	34.103	30.004	21.859	1'39.192	232,8	16:09'24.410					
63	12.139	32.675	28.985	20.265	1'34.064	233,3	17:28'47.477	21	13.387	35.285	30.744	22.056	1'41.472	230,8	16:11'05.882					
64	12.205	32.434	28.810	20.359	1'33.808	234,3	17:30'21.285	22	13.398	34.300	30.539	22.672	1'40.909	231,3	16:12'46.791					
65	12.704	32.886	28.638	20.200	1'34.428	235,3	17:31'55.713	23	13.346	34.464	30.528	22.614	1'40.952	232,3	16:14'27.743					
66	12.171	32.690	28.762	2'13.803	3'27.426P	233,8	17:35'23.139	24	13.468	34.743	30.529	22.639	1'41.379	229,3	16:16'09.122					
Andrea Cola													25	13.909	35.143	30.692	21.953	1'41.697	231,3	16:17'50.819
67	16.971	33.045	28.556	20.259	1'38.831P	233,3	17:37'01.970	26	13.592	34.667	30.849	22.054	1'41.162	233,3	16:19'31.981					
68	12.223	32.334	28.427	20.168	1'33.152	233,8	17:38'35.122	27	13.545	36.847	30.738	22.269	1'43.399	233,3	16:21'15.380					
69	12.262	32.165	28.473	20.226	1'33.126	233,3	17:40'08.248	28	13.272	36.953	31.731	22.202	1'44.158	229,8	16:22'59.538					
70	12.270	32.596	28.665	19.989	1'33.520	234,8	17:41'41.768	29	13.282	34.683	30.449	21.893	1'40.307	230,8	16:24'39.845					
71	12.138	32.686	28.438	20.002	1'33.264	235,8	17:43'15.032	30	7'12.450	1'07.439	43.396	2'25.812	3'41.097P	83,5	16:36'08.942					
72	12.384	32.340	28.655	20.174	1'33.553	236,8	17:44'48.585							Francesco La Mazza						
73	12.154	32.242	28.443	20.292	1'33.131	234,3	17:46'21.716	31	32.687	1'13.126	45.499	39.113	3'10.425P	77,6	16:39'19.367					
74	12.151	32.046	28.822	20.147	1'33.166	236,3	17:47'54.882	32	33.839	42.773	33.767	31.075	2'21.454	179,1	16:41'40.821					
75	12.341	32.422	28.755	20.320	1'33.838	237,4	17:49'28.720	33	30.293	1'00.941	45.630	34.228	2'51.092	107,6	16:44'31.913					
76	12.206	32.208	28.712	20.502	1'33.628	236,3	17:51'02.348	34	22.783	46.503	52.664	22.862	2'24.812	146,5	16:46'56.725					
77	12.142	32.637	29.121	20.358	1'34.258	235,8	17:52'36.606	35	14.222	36.841	32.318	22.854	1'46.235	231,8	16:48'42.960					
78	12.213	32.200	28.391	20.333	1'33.137	237,4	17:54'09.743	36	13.499	36.876	33.298	22.853	1'46.526	229,8	16:50'29.486					
79	12.144	32.154	28.648	20.533	1'33.479	235,8	17:55'43.222	37	27.076	1'09.004	47.119	26.449	2'49.648	86,7	16:53'19.134					
80	12.142	32.348	28.706	34.734	1'47.930	236,3	17:57'31.152	38	17.710	44.520	45.883	22.042	2'10.155	124,0	16:55'29.289					
81	36.822	1'09.600	42.650	37.747	3'06.819	81,4	18:00'37.971	39	13.421	34.877	29.905	22.555	1'40.758	233,3	16:57'10.047					
82	36.838	1'09.591	42.257	2'21.419	4'50.105P	81,3	18:05'28.076	40	13.110	35.600	30.729	22.120	1'41.559	231,3	16:58'51.606					
Leonardo Moncini													41	14.392	34.648	30.074	2'22.239	3'41.353P	231,3	17:02'32.959
83	36.248	1'09.701	42.312	37.830	3'06.091P	81,3	18:08'34.167							Emiliano Pierantoni						
84	36.901	1'09.669	42.376	27.503	2'56.449	81,1	18:11'30.616	42	18.184	35.389	30.776	22.020	1'46.369P	226,9	17:04'19.328					
85	13.641	52.630	52.382	37.539	2'36.192	135,3	18:14'06.808	43	13.029	34.706	30.420	22.044	1'40.199	229,3	17:05'59.527					
86	23.760	50.569	43.074	20.767	2'18.170	127,1	18:16'24.978	44	13.263	34.874	30.614	22.329	1'41.080	229,3	17:07'40.607					
87	13.163	32.761	28.689	20.026	1'34.639	237,9	18:17'59.617	45	13.151	34.399	30.163	22.168	1'39.881	231,3	17:09'20.488					
88	12.359	32.392	28.629	20.071	1'33.451	236,3	18:19'33.068	46	13.070	34.608	30.408	21.856	1'39.942	232,3	17:11'00.430					
89	12.053	32.294	28.448	20.111	1'32.906	237,4	18:21'05.974	47	13.162	34.827	31.971	22.072	1'42.032	232,3	17:12'42.462					
90	12.245	32.359	28.584	20.124	1'33.312	238,9	18:22'39.286	48	13.107	34.861	31.036	23.387	1'42.391	230,8	17:14'24.853					
91	12.107	32.362	28.540	19.913	1'32.922	239,5	18:24'12.208	49	13.309	36.081	30.493	22.041	1'41.924	228,8	17:16'06.777					
92	12.058	32.126	28.436	20.046	1'32.666	237,9	18:25'44.874	50	13.092	34.732	30.067	22.578	1'40.469	232,3	17:17'47.246					
93	12.084	32.261	28.366	20.175	1'32.886	234,8	18:27'17.760	51	13.303	35.966	30.591	23.174	1'43.034	215,6	17:19'30.280					
94	12.104	32.344	28.189	19.944	1'32.581	236,3	18:28'50.341	52	13.247	34.500	30.168	22.533	1'40.448	231,8	17:21'10.728					
95	12.069	32.016	28.197	20.061	1'32.343	236,8	18:30'22.684	53	13.186	34.866	30.674	21.973	1'40.699	230,8	17:22'51.427					
96	12.093	32.104	28.233	19.948	1'32.378	235,3	18:31'55.062	54	13.065	34.253	30.179	21.723	1'39.220	232,8	17:24'30.647					
97	12.086	32.159	28.657	20.143	1'33.045	236,8	18:33'28.107	55	12.913	34.290	30.326	21.859	1'39.388	232,8	17:26'10.035					
								56	12.925	34.420	30.127	22.028	1'39.500	228,8	17:27'49.535					

16/06/2024

P = Pits In/Out - C = Lap Time Cancelled

Powered by FICr PERUGIA TIMING





ACI Racing Weekend Vallelunga, 15-16 Giugno 2024

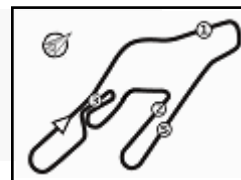
Campionato Italiano GT Endurance - Analisi Tempi Race

Vallelunga 4.085 m

Start at 15:33'25.867

18 / 27

57	13.261	35.512	30.496	2'21.650	3'40.919P	230,8	17:31'30.454	24	13.150	34.316	31.497	22.514	1'41.477	232,3	16:15'20.303
Alex Bacci															
58	18.908	35.776	30.462	22.052	1'47.198P	227,8	17:33'17.652	25	12.719	34.007	30.138	21.675	1'38.539	230,3	16:16'58.842
59	13.381	34.066	30.427	22.023	1'39.897	230,8	17:34'57.549	27	12.752	33.922	29.991	21.627	1'38.292	230,3	16:20'15.186
60	13.936	35.032	30.227	21.838	1'41.033	231,3	17:36'38.582	28	12.655	33.733	30.120	21.740	1'38.248	231,8	16:21'53.434
61	13.356	34.091	31.137	21.837	1'40.421	232,3	17:38'19.003	29			31.158	21.948	2'14.741	213,0	16:24'08.175
62	13.185	36.008	30.269	21.729	1'41.191	229,8	17:40'00.194	30	13.091	34.669	32.005	21.908	1'41.673	230,3	16:25'49.848
63	13.077	34.104	30.847	21.564	1'39.592	232,8	17:41'39.786	31	13.045	1'04.859	43.166	38.606	2'39.676	77,5	16:28'29.524
64	13.058	35.784	32.934	21.749	1'43.525	231,3	17:43'23.311	32	37.785	1'11.227	43.489	2'33.374	5'05.875P	77,3	16:33'35.399
65	13.005	37.839	31.578	22.307	1'44.729	230,8	17:45'08.040	Luca Demarchi							
66	13.304	33.905	30.758	21.812	1'39.779	233,3	17:46'47.819	33	34.073	1'11.324	43.639	38.776	3'07.812P	77,4	16:36'43.211
67	12.979	34.438	30.150	21.979	1'39.546	232,3	17:48'27.365	34	37.775	1'11.021	43.317	34.600	3'06.713	77,5	16:39'49.924
68	13.001	33.925	30.110	21.645	1'38.681	234,3	17:50'06.046	35	16.160	38.224	32.180	30.035	1'56.599	188,5	16:41'46.523
69	12.770	34.393	30.323	21.610	1'39.096	234,3	17:51'45.142	36	30.332	1'02.561	43.956	35.701	2'52.550	85,7	16:44'39.073
70	12.868	34.214	30.419	21.561	1'39.062	232,8	17:53'24.204	37	21.250	47.820	49.642	22.140	2'20.852	124,3	16:46'59.925
71	13.685	34.192	30.208	21.725	1'39.810	234,8	17:55'04.014	38	13.025	35.456	32.669	22.909	1'44.059	230,3	16:48'43.984
72	13.113	33.904	29.946	21.326	1'38.289	233,3	17:56'42.303	39	12.962	36.631	33.897	22.570	1'46.060	231,3	16:50'30.044
73	14.232	1'03.200	45.040	38.633	2'41.105	78,8	17:59'23.408	40	27.191	1'09.120	46.913	26.712	2'49.936	78,1	16:53'19.980
74	37.737	1'13.151	46.721	2'30.276	5'07.885P	76,8	18:04'31.293	41	17.396	44.548	46.515	21.852	2'10.311	124,4	16:55'30.291
Francesco La Mazza															
75	37.865	1'11.549	45.032	38.692	3'13.138P	77,6	18:07'44.431	42	12.967	35.277	31.407	21.728	1'41.379	127,4	16:57'11.670
76	37.745	1'11.314	45.453	38.605	3'13.117	78,4	18:10'57.548	43	12.935	34.559	30.658	22.077	1'40.229	231,8	16:58'51.899
77	32.707	57.872	53.684	37.571	3'01.834	92,5	18:13'59.382	44	13.347	33.971	30.193	21.589	1'39.100	228,8	17:00'30.999
78	23.510	50.810	45.056	23.468	2'22.844	116,4	18:16'22.226	45	12.885	33.818	30.074	21.633	1'38.410	231,3	17:02'09.409
79	15.708	38.086	31.131	24.082	1'49.007	224,5	18:18'11.233	Sabatino Di Mare							
80	13.896	34.906	30.194	21.878	1'40.874	231,8	18:19'52.107	47	17.816	34.317	29.895	21.814	1'43.842P	227,8	17:07'28.146
81	12.925	35.460	30.316	21.502	1'40.203	231,8	18:21'32.310	48	12.888	33.982	29.999	21.895	1'38.764	229,8	17:09'06.910
82	12.905	34.123	29.805	21.607	1'38.440	231,8	18:23'10.750	49	12.904	34.939	29.969	21.850	1'39.662	224,5	17:10'46.572
83	12.958	34.246	30.415	21.585	1'39.204	230,8	18:24'49.954	50	12.817	34.031	29.775	22.080	1'38.703	229,8	17:12'25.275
84	12.878	34.464	30.118	21.666	1'39.126	229,8	18:26'29.080	51	12.774	34.314	29.876	21.899	1'38.863	230,8	17:14'04.138
85	13.605	34.970	29.852	21.656	1'40.083	230,8	18:28'09.163	52	12.755	34.360	30.086	21.771	1'38.972	229,3	17:15'43.110
86	12.783	33.919	29.915	21.444	1'38.061	232,3	18:29'47.224	53	12.806	34.261	30.111	21.813	1'38.991	229,3	17:17'22.101
87	12.701	35.033	30.197	21.509	1'39.440	231,3	18:31'26.664	54	12.709	34.144	29.976	22.044	1'38.873	229,8	17:19'00.974
88	12.735	34.128	29.991	21.527	1'38.381	230,8	18:33'05.045	55	12.777	34.878	30.566	21.721	1'39.942	230,8	17:20'40.916
89	12.668	34.057	29.887	21.538	1'38.150	232,3	18:34'43.195	56	12.718	34.343	30.234	22.535	1'39.830	231,3	17:22'20.746
90	12.772	34.671	30.009	21.568	1'39.020	231,3	18:36'22.215	57	12.793	34.016	30.529	22.173	1'39.511	230,3	17:24'00.257
Race Time 3:02'56.348															
59	12.735	34.201	30.598	21.959	1'39.493	230,3	17:27'20.129	58	12.851	35.029	30.552	21.947	1'40.379	229,8	17:25'40.636
60	12.801	34.013	30.303	22.078	1'39.195	230,8	17:28'59.324	59	12.735	34.201	30.598	21.959	1'39.493	230,3	17:27'20.129
61	13.002	34.245	30.363	2'16.888	3'34.498P	230,3	17:32'33.822	60	12.801	34.013	30.303	22.078	1'39.195	230,8	17:28'59.324
Luca Demarchi															
62	17.407	34.872	30.247	21.465	1'43.991P	231,3	17:34'17.813	61	13.002	34.245	30.363	2'16.888	3'34.498P	230,3	17:32'33.822
63	12.869	34.097	32.266	21.471	1'40.703	232,8	17:35'58.516	62	17.407	34.872	30.247	21.465	1'43.991P	231,3	17:34'17.813
64	12.909	34.111	29.875	21.433	1'38.328	231,8	17:37'36.844	63	12.869	34.097	32.266	21.471	1'40.703	232,8	17:35'58.516
65	12.835	33.713	30.068	21.365	1'37.981	232,3	17:39'14.825	64	12.909	34.111	29.875	21.433	1'38.328	231,8	17:37'36.844
66	12.718	33.899	29.989	21.486	1'38.092	232,3	17:40'52.917	65	12.835	33.713	30.068	21.365	1'37.981	232,3	17:39'14.825
67	12.721	33.927	29.860	21.529	1'38.037	232,3	17:42'30.954	66	12.718	33.899	29.989	21.486	1'38.092	232,3	17:40'52.917
68	12.672	33.816	30.115	21.488	1'38.091	233,8	17:44'09.045	67	12.721	33.927	29.860	21.529	1'38.037	232,3	17:42'30.954
69	12.772	34.056	29.965	21.530	1'38.323	232,3	17:45'47.368	68	12.672	33.816	30.115	21.488	1'38.091	233,8	17:44'09.045
70	12.823	34.279	29.986	21.490	1'38.578	232,3	17:47'25.946	69	12.772	34.056	29.965	21.530	1'38.323	232,3	17:45'47.368
71	12.777	34.322	30.699	21.949	1'39.747	234,8	17:49'05.693	70	12.823	34.279	29.986	21.490	1'38.578	232,3	17:47'25.946
72	12.842	34.114	30.327	21.770	1'39.053	234,8	17:50'44.746	71	12.777	34.322	30.699	21.949	1'39.747	234,8	17:49'05.693
73	12.861	35.427	30.497	21.549	1'40.334	230,8	17:52'25.080	72	12.842	34.114	30.327	21.770	1'39.053	234,8	17:50'44.746
74	12.741	34.308	30.358	21.714	1'39.121	234,3	17:54'04.201	73	12.861	35.427	30.497	21.549	1'40.334	230,8	17:52'25.080
75	12.707	33.849	31.784	22.125	1'40.465	234,8	17:55'44.666	74	12.741	34.308	30.358	21.714	1'39.121	234,3	17:54'04.201
76	12.727	34.305	30.570	38.721	1'56.323	232,8	17:57'40.989	75	12.707	33.849	31.784	22.125	1'40.465	234,8	17:55'44.666
77	37.689	1'11.163	42.919	2'25.450	4'57.221P	77,6	18:02'38.210	76	12.727	34.305	30.570	38.721	1'56.323	232,8	17:57'40.989
Simone Patrinicola															
78	35.901	1'11.884	45.297	38.602	3'11.684P	77,5	18:05'49.894	77	37.689	1'11.163	42.919	2'25.450	4'57.221P	77,6	18:02'38.210
79	37.727	1'11.199	44.251	38.526	3'11.703	77,5	18:09'01.597	78	35.901	1'11.884	45.297	38.602	3'11.684P	77,5	18:05'49.894
80	37.759	1'11.271	41.770	24.815	2'55.615	77,5	18:11'57.212	79	37.727	1'11.199	44.251	38.526	3'11.703	77,5	18:09'01.597
81	16.331	38.023	44.391	35.989	2'14.734	212,6	18:14'11.946	80	37.759	1'11.271	41.770	24.815	2'55.615	77,5	18:11'57.212
82	23.511	50.770	43.398	22.163	2'19.842	136,9	18:16'31.788	81	16.331	38.023	44.391	35.989	2'14.734	212,6	18:14'1



ACI Racing Weekend Vallelunga, 15-16 Giugno 2024

Campionato Italiano GT Endurance - Analisi Tempi Race

Vallelunga 4.085 m

Start at 15:33'25.867

19 / 27

84	13.281	34.614	30.659	22.211	1'40.765	234,3	18:19'54.356	47	13.665	35.403	32.370	22.327	1'43.765	226,4	17:21'51.316
85	12.880	34.263	30.078	21.768	1'38.989	234,3	18:21'33.345	48	13.741	35.286	30.492	22.336	1'41.855	224,1	17:23'33.171
86	12.993	33.908	29.870	21.726	1'38.497	234,3	18:23'11.842	49	13.646	35.373	30.169	21.956	1'41.144	224,1	17:25'14.315
87	12.949	34.159	30.732	21.834	1'39.674	234,3	18:24'51.516	50	15.998	36.942	31.069	24.720	1'48.729	225,5	17:27'03.044
88	13.244	34.715	30.598	21.860	1'40.417	232,8	18:26'31.933	51	16.403	36.778	33.947	2'23.757	3'50.885P	225,0	17:30'53.929
89	13.163	34.321	29.723	21.803	1'39.010	231,8	18:28'10.943								
90	13.210	34.927	29.743	22.000	1'39.880	221,3	18:29'50.823	52	17.836	33.899	29.840	21.413	1'42.988P	226,4	17:32'36.917
91	13.117	34.469	29.963	22.056	1'39.605	231,8	18:31'30.428	53	13.043	33.252	29.295	21.121	1'36.711	227,4	17:34'13.628
92	13.165	35.083	29.957	22.102	1'40.307	228,8	18:33'10.735	54	13.554	33.970	29.401	21.583	1'38.508	228,3	17:35'52.136
93	13.324	34.200	30.038	21.848	1'39.410	232,3	18:34'50.145	55	12.917	34.044	30.169	21.389	1'38.519	226,9	17:37'30.655
94	13.334	35.006	30.826	22.988	1'42.154	230,8	18:36'32.299	56	12.847	33.364	29.200	21.308	1'36.719	227,8	17:39'07.374

Race Time 3:03'06.432

122 Ebimotors (1'36.248)

Lap	Seg.1	Seg.2	Seg.3	Seg.4	Lap Time	km/h	Local Time
Daniele Cazzaniga							
1		36.318	32.482	22.073	1'52.765	226,4	15:35'18.632
2	12.736	33.590	29.981	21.267	1'37.574	231,3	15:36'56.206
3	12.997	34.444	29.618	21.202	1'38.261	228,3	15:38'34.467
4	12.906	33.895	29.457	21.251	1'37.509	229,8	15:40'11.976
5	12.889	33.824	29.853	20.989	1'37.555	230,3	15:41'49.531
6	12.763	33.558	29.391	21.163	1'36.875	228,8	15:43'26.406
7	12.872	33.580	29.679	21.312	1'37.443	230,8	15:45'03.849
8	12.727	33.452	29.951	21.549	1'37.679	229,3	15:46'41.528
9	12.848	33.601	29.525	21.285	1'37.259	229,3	15:48'18.787
10	12.959	33.877	29.510	21.206	1'37.552	226,4	15:49'56.339
11	12.787	33.629	29.731	21.178	1'37.325	229,3	15:51'33.664
12	12.935	33.576	29.507	21.215	1'37.233	228,8	15:53'10.897
13	12.853	33.564	29.537	21.175	1'37.129	228,8	15:54'48.026
14	12.846	33.454	29.665	21.125	1'37.090	227,8	15:56'25.116
15	12.874	33.685	29.563	21.206	1'37.328	227,8	15:58'02.444
16	12.854	33.795	29.454	21.346	1'37.449	228,3	15:59'39.893
17	12.861	33.568	29.545	21.136	1'37.110	228,8	16:01'17.003
18	12.822	34.442	29.735	21.653	1'38.652	229,3	16:02'55.655
19	12.851	33.765	29.657	21.333	1'37.606	229,8	16:04'33.261
20	12.885	33.782	29.849	17'33.513	18'50.029P	230,3	16:23'23.290
Giuseppe Nicolosi							
21	20.640	37.604	32.998	25.469	1'56.711P	220,4	16:25'20.001
22	15.958	39.129	44.021	37.269	2'16.377	222,7	16:27'36.378
23	35.922	1'08.639	43.952	37.218	3'05.731	81,1	16:30'42.109
24	36.057	1'08.423	43.111	2'26.999	4'54.590P	81,0	16:35'36.699

Davide Di Benedetto

25	35.639	1'08.972	41.735	37.341	3'03.687P	80,3	16:38'40.386
26	35.895	45.129	32.009	23.436	2'16.469	144,0	16:40'56.855
27	13.966	37.403	33.784	24.869	1'50.022	220,4	16:42'46.877
28	13.567	38.521	44.093	33.742	2'09.923	220,9	16:44'56.800
29	23.408	45.548	45.836	21.661	2'16.453	127,1	16:47'13.253
30	13.663	34.372	29.867	21.927	1'39.829	226,9	16:48'53.082
31	13.151	38.317	34.313	23.805	1'49.586	227,8	16:50'42.668
32	23.145	1'08.678	46.990	25.914	2'44.727	76,1	16:53'27.395
33	17.352	44.843	44.709	21.883	2'08.787	130,3	16:55'36.182
34	14.121	34.286	29.926	21.465	1'39.798	226,9	16:57'15.980
35	13.016	33.507	30.051	21.554	1'38.128	229,3	16:58'54.108
36	13.308	34.697	30.688	23.301	1'41.994	228,8	17:00'36.102
37	12.940	33.261	29.081	21.080	1'36.362	228,8	17:02'12.464
38	13.937	35.348	29.599	21.341	1'40.225	222,7	17:03'52.689
39	13.917	33.981	29.577	2'18.307	3'35.782P	226,9	17:07'28.471
Giuseppe Nicolosi							
40	19.201	36.510	44.278	25.509	2'05.498P	220,0	17:09'33.969
41	14.454	39.803	31.806	22.915	1'48.978	219,1	17:11'22.947
42	13.785	35.780	30.939	23.533	1'44.037	223,1	17:13'06.984
43	17.461	37.807	32.298	22.712	1'50.278	219,1	17:14'57.262
44	13.910	35.537	30.528	22.273	1'42.248	223,1	17:16'39.510
45	14.014	35.395	30.311	23.124	1'42.844	223,6	17:18'22.354
46	13.730	36.551	31.065	23.851	1'45.197	224,1	17:20'07.551

16/06/2024

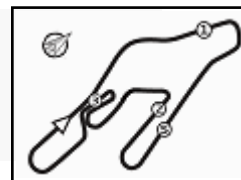
P = Pits In/Out - C = Lap Time Cancelled

127 Racevent (1'35.354)

Lap	Seg.1	Seg.2	Seg.3	Seg.4	Lap Time	km/h	Local Time
Giovanni Berton							
1		36.789	30.800	21.385	1'49.432	220,0	15:35'15.299
2	12.921	33.775	29.568	21.239	1'37.503	231,3	15:36'52.802
3	12.773	33.499	29.237	21.074	1'36.583	231,3	15:38'29.385
4	12.697	33.579	29.266	21.073	1'36.615	230,3	15:40'06.000
5	12.672	33.571	29.301	21.110	1'36.654	229,8	15:41'42.654
6	12.681	33.374	29.264	21.205	1'36.524	230,8	15:43'19.178
7	12.755	33.848	29.368	21.296	1'37.267	229,8	15:44'56.445
8	12.658	33.506	29.305	21.169	1'36.638	230,3	15:46'33.083
9	12.594	33.562	29.346	21.198	1'36.700	230,8	15:48'09.783
10	12.656	33.660	29.556	21.155	1'37.027	229,3	15:49'46.810
11	12.703	33.699	30.668	21.358	1'38.428	230,3	15:51'25.238
12	12.655	33.475	29.553	21.120	1'36.803	230,3	15:53'02.041
13	12.620	33.439	29.482	21.252	1'36.793	231,8	15:54'38.834
14	12.661	33.503	29.798	21.294	1'37.256	229,3	15:56'16.090
15	12.629	33.548	29.528	21.337	1'37.042	229,3	15:57'53.132
16	12.577	33.570	29.569	21.120	1'36.836	229,8	15:59'29.968
17	12.625	33.660	29.921	21.335	1'37.541	229,8	16:01'07.509
18	12.669	33.886	29.988	2'17.562	3'34.105P	230,8	16:04'41.614

Race Time 3:02'28.186





ACI Racing Weekend Vallelunga, 15-16 Giugno 2024

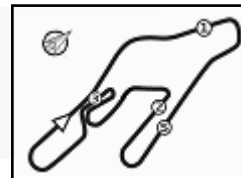
Campionato Italiano GT Endurance - Analisi Tempi Race

Vallelunga 4.085 m

Start at 15:33'25.867

20 / 27

										Ludovico Laurini		79		37.686		1'10.870		42.623		2'25.737		4'56.916P		78,1		18:02'42.154	
19	16.549	33.581	29.644	21.203	1'40.977P	229,8	16:06'22.591	80	37.059	1'11.213	43.382	38.608	3'10.262P	77,4	18:05'52.416												
20	12.591	33.649	29.534	21.060	1'36.834	229,3	16:07'59.425	81	37.822	1'11.386	43.665	38.667	3'11.540	78,0	18:09'03.956												
21	12.706	33.591	29.550	21.157	1'37.004	229,3	16:09'36.429	82	37.857	1'11.411	41.746	23.953	2'54.967	76,8	18:11'58.923												
22	12.598	33.597	29.432	21.276	1'36.903	228,8	16:11'13.332	83	16.586	38.001	44.215	35.965	2'14.767	187,5	18:14'13.690												
23	12.631	33.601	29.537	21.098	1'36.867	229,3	16:12'50.199	84	23.551	50.546	42.832	21.657	2'18.586	129,7	18:16'32.276												
24	12.548	33.628	29.512	21.605	1'37.293	230,8	16:14'27.492	85	13.568	35.826	30.345	21.793	1'41.532	228,3	18:18'13.808												
25	12.634	33.544	29.453	21.110	1'36.741	229,8	16:16'04.233	86	13.359	35.155	30.647	21.788	1'40.949	230,8	18:19'54.757												
26	12.635	33.707	29.653	21.061	1'37.056	229,3	16:17'41.289	87	13.072	34.233	30.027	21.446	1'38.778	230,8	18:21'33.535												
27	12.593	34.173	30.126	21.123	1'38.015	228,8	16:19'19.304	88	13.006	34.355	29.701	21.460	1'38.522	231,3	18:23'12.057												
28	12.601	33.678	29.646	21.156	1'37.081	228,8	16:20'56.385	89	13.055	34.455	30.577	21.483	1'39.570	231,3	18:24'51.627												
29	12.697	33.854	29.686	21.094	1'37.331	229,3	16:22'33.716	90	13.246	34.749	29.556	21.043	1'38.594	230,8	18:26'30.221												
30	12.570	33.586	29.583	21.129	1'36.868	229,3	16:24'10.584	91	12.845	33.981	29.418	20.941	1'37.185	231,3	18:28'07.406												
31	12.598	34.016	30.482	21.281	1'38.377	231,3	16:25'48.961	92	12.736	33.635	29.550	21.062	1'36.983	230,3	18:29'34.389												
32	13.199	1'04.193	42.750	38.494	2'38.636	78,2	16:28'27.992	93	12.725	33.838	29.479	21.192	1'37.234	230,3	18:31'21.623												
33	37.736	1'10.753	42.645	2'28.354	4'59.488P	78,1	16:33'27.085	94	12.730	33.535	29.152	21.198	1'36.615	231,3	18:32'58.238												
										Costantino Peroni		94 <th colspan="2">12.730</th> <th colspan="2">33.535</th> <th colspan="2">29.152</th> <th colspan="2">21.198</th> <th colspan="2">1'36.615</th> <th colspan="2">231,3</th> <th colspan="2">18:32'58.238</th>		12.730		33.535		29.152		21.198		1'36.615		231,3		18:32'58.238	
34	37.102	1'11.258	43.862	38.702	3'10.924P	77,7	16:36'38.009	95	12.763	33.492	29.277	21.090	1'36.622	231,3	18:34'34.860												
35	37.808	1'11.180	43.127	34.657	3'06.772	78,1	16:39'44.781	96	12.753	34.024	29.383	21.307	1'37.467	231,8	18:36'12.327												
36	16.138	37.976	33.015	30.825	1'57.954	208,9	16:41'42.735									Race Time 3:02'46.460											
37	30.023	1'01.274	45.440	34.378	2'51.115	100,4	16:44'33.850																				
38	22.367	46.822	52.427	21.681	2'23.297	136,0	16:46'57.147																				
39	13.283	34.703	30.484	21.193	1'39.663	225,5	16:48'36.810																				
40	13.198	33.847	30.566	21.749	1'39.360	228,8	16:50'16.170																				
41	26.911	1'10.437	45.517	26.221	2'49.086	99,2	16:53'05.256																				
42	19.250	43.386	49.534	21.197	2'13.367	134,2	16:55'18.623																				
43	13.025	34.155	31.580	21.142	1'39.902	229,8	16:56'58.525																				
44	12.809	33.709	29.982	21.290	1'37.790	230,8	16:58'36.315																				
45	12.829	34.645	31.236	21.600	1'40.310	229,3	17:00'16.625																				
46	12.938	33.868	29.594	2'18.093	3'34.493P	231,8	17:03'51.118																				
										Giovanni Bertoni		8		13.097		34.370		30.126		21.651		1'39.244		227,4		15:46'59.600	
47	16.973	34.701	29.662	21.135	1'42.471P	224,5	17:05'33.589																				
48	12.604	33.729	29.549	21.187	1'37.069	227,4	17:07'10.658																				
49	12.627	33.829	29.369	21.125	1'36.950	229,8	17:08'47.608																				
50	12.679	33.726	29.479	21.153	1'37.037	232,3	17:10'24.645																				
51	12.582	33.408	29.394	21.139	1'36.523	229,3	17:12'01.168																				
52	12.573	33.674	29.868	21.217	1'37.332	230,3	17:13'38.500																				
53	12.575	33.537	29.323	21.035	1'36.470	228,8	17:15'14.970																				
54	12.479	33.762	29.375	21.162	1'36.778	229,3	17:16'51.748																				
55	12.524	33.654	29.203	21.092	1'36.473	229,8	17:18'28.221																				
56	12.618	33.458	29.574	21.344	1'36.994	230,8	17:20'05.215																				
57	12.600	33.450	29.307	21.219	1'36.576	230,8	17:21'41.791																				
58	12.575	33.697	29.531	21.132	1'36.935	230,3	17:23'18.726																				
59	12.582	33.706	29.317	21.040	1'36.645	229,8	17:24'55.371																				
60	12.647	33.401	29.424	20.989	1'36.461	229,8	17:26'31.832																				
61	12.707	34.505	29.542	21.057	1'37.811	228,8	17:28'09.643																				
62	12.542	33.665	29.332	21.067	1'36.606	230,3	17:29'46.249																				
63	12.522	33.564	29.327	2'17.731	3'33.144P	230,8	17:33'19.393																				
										Ludovico Laurini		25		13.110		34.207		30.431		22.216		1'39.964		225,5		16:17'26.096	
64	16.490	33.715	29.274	20.855	1'40.334P	229,3	17:34'59.727																				
65	12.569	33.693	28.965	20.897	1'36.124	231,8	17:36'35.851																				
66	12.584	34.325	29.225	20.815	1'36.949	230,3	17:38'12.800																				
67	12.450	33.429	28.966	20.821	1'35.666	229,8	17:39'48.466																				
68	13.121	33.513	29.786	20.795	1'37.215	229,8	17:41'25.681																				
69	12.480	33.042	29.080	20.752	1'35.354	230,3	17:43'01.035																				
70	12.518	33.267	29.113	20.801	1'35.699	230,8	17:44'36.734																				
71	12.466	33.366	29.341	20.910	1'36.083	231,8	17:46'12.817																				
72	12.913	33.286	29.184	20.943	1'36.326	231,3	17:47'49.143																				
73	12.507	33.170	29.045	20.899	1'35.621	231,8	17:49'24.764																				
74	12.486	33.849	29.114	20.748	1'36.197	222,7	17:51'00.961																				
75	12.437	33.361	29.695	21.123	1'36.616	230,3	17:52'37.577																				
76	12.476	33.340	29.172	20.853	1'35.841	231,3	17:54'13.418																				
77	12.453	33.344	31.972	20.936	1'38.705	230,8	17:55'52.123																				
78	12.501	33.249	29.383	37.982	1'53.115	231,3	17:57'45.238																				
										Nicolas Risitano		1		38.608		32.087		22.021		1'56.105		224,5		15:35'21.972			
1								2	13.224	34.981	30.350	21.860	1'40.415	227,4	15:37'02.387												
2								3	13.327	34.759	29.928	22.204	1'40.218	228,3	15:38'42.605												
3								4	13.114	34.746	29.967	21.751	1'39.578	227,8	15:40'22.183												
4								5	13.071	34.210	29.902	21.761	1'38.944	225,9	15:42'01.127												
5								6	13.070	34.383	30.872	21.837	1'40.162	226,9	15:43'41.289												
6								7	13.154	34.103	30.023	21.787	1'39.067	226,9	15:45'20.356												
7								8	13.097	34.370	30.126	21.651	1'39.244	227,4	15:46'59.600												
8								9	13.010	34.175	30.738	21.637	1'39.560	228,3	15:48'39.160												
9								10	13.034	34.112	30.388	21.604	1'39.138	225,5	15:50'18.298												
10								11	13.054	34.097	30.277	21.676	1'39.104	225,9	15:51'57.402												
11								12	13.123	34.305	30.413	21.795	1'39.636	225,9	15:53'37.038												
12								13	13.057	34.070	30.149	21.613	1'38.889	226,9	15:55'15.927												
13								14	13.115	34.803	30.490	22.149	1'40.557	225,9	15:56'56.484												
14								15	13.577	35.085	30.213	21.792	1'40.667	222,2	15:58'37.151												
15								16	13.725	34.400	30.470	21.836	1'40.431	226,9	16:00'17.582												
16								17	13.182	34.970	31.888	22.056	1'42.096	228,3	16:01'59.678												
17								18	13.328	34.842	31.716	21.971	1'41.857	227,8	16:03'41.535												
18								19	13.237	35.231	30.521	21.746	1'40.735	225,5	16:05'22.270												
19								20	13.124	34.306	30.730	2'20.559	3'38.719P	227,4	16:09'00.989												
										Luca Attianese		21		18.826		35.809		30.436		21.855		1'46.926P		216,4		16:10'47.915	
21								22	13.292	34.227	30.283	21.810	1'39.612	225,0	16:12'27.527												
22								23	13.340	34.284	30.140	21.543	1'39.307	225,5	16:14'06.834												
23								24	13.235	34.275	30.282	21.506	1'39.298	224,5	16:15'46.132												
24								25	13.110	34.207	30.431	22.216	1'39.964	225,5	16:17'26.096												
25								26	13.082	34.071	30.055	21.681	1'38.889	226,4	16:19'04.98												



ACI Racing Weekend Vallelunga, 15-16 Giugno 2024

Campionato Italiano GT Endurance - Analisi Tempi Race

Vallelunga 4.085 m

Start at 15:33'25.867

21 / 27

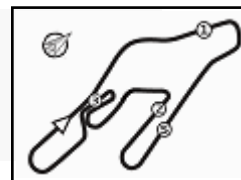
40	26.365	1'09.513	46.569	26.335	2'48.782	92,9	16:53'15.976	4	12.690	33.388	29.075	21.212	1'36.365	227,4	15:40'05.310
41	17.502	45.173	46.804	22.236	2'11.715	136,0	16:55'27.691	5	12.686	33.807	29.173	21.196	1'36.862	226,9	15:41'42.172
42	12.928	35.534	30.778	22.533	1'41.773	225,5	16:57'09.464	6	12.711	33.385	29.161	21.150	1'36.407	227,8	15:43'18.579
43	13.195	35.337	30.948	22.453	1'41.933	220,4	16:58'51.397	7	12.647	33.919	29.147	21.147	1'36.860	225,9	15:44'55.439
44	12.965	34.330	29.848	2'17.813	3'34.956P	222,7	17:02'26.353	8	12.746	33.414	29.156	21.137	1'36.453	227,8	15:46'31.892
Nicolas Risitano															
45	17.707	34.743	30.584	21.583	1'44.617P	222,7	17:04'10.970	10	12.691	33.613	29.105	21.230	1'36.639	226,4	15:49'45.003
46	13.083	34.360	30.435	21.689	1'39.567	223,1	17:05'50.537	11	12.599	33.505	29.219	21.177	1'36.500	227,4	15:51'21.503
47	13.136	34.318	30.368	21.628	1'39.450	225,5	17:07'29.987	12	12.614	33.414	29.090	21.092	1'36.210	227,4	15:52'57.713
48	12.970	34.181	30.164	21.510	1'38.825	225,9	17:09'08.812	13	12.628	33.390	29.764	21.220	1'37.002	228,8	15:54'34.715
49	13.016	34.428	30.336	21.761	1'39.541	226,4	17:10'48.353	14	12.648	33.514	29.521	21.266	1'36.949	226,9	15:56'11.664
50	13.098	34.194	30.110	21.577	1'38.979	225,0	17:12'27.332	15	12.816	33.623	29.336	21.142	1'36.917	227,4	15:57'48.581
51	13.000	34.183	30.071	21.524	1'38.778	225,9	17:14'06.110	16	12.675	33.536	29.351	21.250	1'36.812	227,8	15:59'25.393
52	12.990	34.051	30.067	21.416	1'38.524	225,9	17:15'44.634	17	12.685	33.653	29.388	21.231	1'36.957	227,4	16:01'02.350
53	13.043	34.011	30.115	21.605	1'38.774	225,5	17:17'23.408	18	12.653	33.586	29.168	21.163	1'36.570	228,3	16:02'38.920
54	12.997	33.990	30.077	21.918	1'38.982	225,9	17:19'02.390	19	12.697	33.642	29.533	2'34.438	3'50.310P	227,8	16:06'29.230
55	13.099	34.534	30.527	22.299	1'40.459	228,8	17:20'42.849	Alessio Caiola							
56	13.001	34.215	30.810	21.818	1'39.844	225,9	17:22'22.693	20	17.452	34.938	30.269	22.061	1'44.720P	223,6	16:08'13.950
57	13.113	34.972	30.037	21.730	1'39.852	225,5	17:24'02.545	21	13.182	35.072	30.308	22.308	1'40.870	223,6	16:09'54.820
58	12.967	34.593	30.740	21.919	1'40.219	228,3	17:25'42.764	22	13.084	35.876	30.300	21.655	1'40.915	225,0	16:11'35.735
59	13.542	34.152	30.408	21.918	1'40.020	226,9	17:27'22.784	23	13.054	35.420	30.606	21.911	1'40.991	225,5	16:13'16.726
60	13.082	35.203	30.705	21.830	1'40.820	226,9	17:29'03.604	24	12.992	34.123	30.618	22.007	1'39.740	226,4	16:14'56.466
61	13.272	34.326	30.432	2'24.709	3'42.739P	226,9	17:32'46.343	25	13.056	33.809	31.385	22.115	1'40.365	226,4	16:16'36.831
Luca Attianese															
62	17.905	34.909	30.180	21.777	1'44.771P	221,8	17:34'31.114	27	13.776	33.822	31.318	21.886	1'40.802	227,4	16:19'56.877
63	13.476	34.636	31.195	21.997	1'41.304	222,2	17:36'12.418	28	12.968	34.129	30.183	21.770	1'39.050	226,9	16:21'35.927
64	13.198	34.434	30.327	21.757	1'39.716	225,5	17:37'52.134	29	13.094	34.597	30.441	21.771	1'39.903	227,4	16:23'15.830
65	13.061	33.882	30.133	21.662	1'38.738	225,9	17:39'30.872	30	13.047	34.528	30.435	21.703	1'39.713	227,4	16:24'55.543
66	12.928	33.894	30.454	21.539	1'38.815	225,5	17:41'09.687	31	13.477	34.398	33.009	37.494	1'58.378	226,4	16:26'53.921
67	12.971	34.277	30.340	22.289	1'39.877	223,6	17:42'49.564	32	36.516	1'08.765	42.557	2'22.436	4'50.274P	81,0	16:31'44.195
68	13.007	34.458	30.445	22.406	1'40.316	225,0	17:44'29.880	Luca Segù							
69	12.976	34.593	30.618	21.928	1'40.115	224,5	17:46'09.995	33	34.182	1'09.101	42.663	37.616	3'03.562P	80,1	16:34'47.757
70	12.970	34.355	31.401	22.647	1'41.373	224,1	17:47'51.368	34	36.551	1'09.112	42.196	37.440	3'05.299	81,4	16:37'53.056
71	13.252	34.431	30.591	21.849	1'40.123	226,4	17:49'31.491	35	36.622	1'03.779	31.568	22.357	2'34.326	80,7	16:40'27.382
72	13.014	34.680	30.691	22.094	1'40.479	229,3	17:51'11.970	36	13.505	35.603	30.355	22.183	1'41.646	215,1	16:42'09.028
73	13.073	34.833	30.433	21.835	1'40.174	225,9	17:52'52.144	37	19.415	1'02.301	44.322	35.107	2'41.145	94,9	16:44'50.173
74	12.992	34.637	31.417	22.314	1'41.360	226,9	17:54'33.504	38	20.638	48.261	47.331	21.194	2'17.424	145,0	16:47'07.597
75	13.057	34.323	30.415	21.733	1'39.528	229,8	17:56'13.032	39	13.873	34.027	29.412	21.222	1'38.534	227,4	16:48'46.131
76	12.896	34.066	32.216	39.590	1'58.768	228,3	17:58'11.800	40	12.752	37.349	33.567	22.562	1'46.230	225,0	16:50'32.361
77	37.606	1'10.969	42.986	2'25.606	4'57.167P	77,9	18:03'08.967	41	26.611	1'08.780	47.102	27.023	2'49.516	68,1	16:53'21.877
Lyle Schofield															
78	36.921	1'11.684	44.919	38.529	3'12.053P	77,9	18:06'21.020	43	12.795	34.377	30.774	21.455	1'39.401	228,3	16:57'10.415
79	37.607	1'11.033	43.735	38.628	3'11.003	77,9	18:09'32.023	44	13.300	34.520	29.899	21.146	1'38.865	229,3	16:58'49.280
80	37.620	1'09.702	32.986	22.320	2'42.628	77,9	18:12'14.651	45	12.693	33.275	29.120	20.989	1'36.077	228,3	17:00'25.357
81	14.626	34.830	38.356	36.167	2'03.979	227,8	18:14'18.630	46	12.696	33.318	29.052	20.977	1'36.043	228,8	17:02'01.400
82	22.504	50.907	42.532	21.600	2'17.543	137,9	18:16'36.173	47	12.681	33.427	29.184	20.983	1'36.275	227,4	17:03'37.675
83	12.743	34.171	31.006	22.268	1'40.188	230,8	18:18'16.361	48	12.635	33.315	29.536	2'14.933	3'30.419P	227,4	17:07'08.094
84	13.464	34.130	30.252	21.554	1'39.400	228,8	18:19'55.761	49	17.797	34.152	29.615	21.211	1'42.775P	225,9	17:08'50.869
85	13.220	34.317	29.878	21.680	1'39.095	225,9	18:21'34.856	50	12.792	33.611	29.331	21.301	1'37.035	228,8	17:10'27.904
86	12.920	34.321	30.260	21.511	1'39.012	225,5	18:23'13.868	51	12.848	33.733	29.320	21.244	1'37.145	227,4	17:12'05.049
87	12.870	34.451	30.033	21.635	1'38.989	224,5	18:24'52.857	52	12.776	33.817	29.409	21.317	1'37.319	226,4	17:13'42.368
88	12.854	34.585	30.870	21.621	1'39.930	226,4	18:26'32.787	53	12.671	34.318	29.652	21.324	1'37.965	225,5	17:15'20.333
89	12.764	34.718	30.215	21.640	1'39.337	225,0	18:28'12.124	54	12.734	33.498	29.640	21.234	1'37.106	226,9	17:16'57.439
90	12.762	34.895	30.047	21.561	1'39.265	226,9	18:29'51.389	55	12.656	33.549	29.336	21.083	1'36.624	227,4	17:18'34.063
91	12.770	34.721	30.164	21.635	1'39.290	227,4	18:31'30.679	56	12.674	33.616	29.391	21.408	1'37.089	227,8	17:20'11.152
92	13.019	35.589	30.327	21.413	1'40.348	222,2	18:33'11.027	57	12.690	33.650	29.787	21.270	1'37.397	227,8	17:21'48.549
93	13.164	34.847	30.275	22.378	1'40.664	225,5	18:34'51.691	58	12.774	33.573	29.414	21.240	1'37.001	227,8	17:23'25.550
Race Time 3:01'25.824															
60	12.685	33.586	29.298	21.124	1'36.693	228,8	17:26'39.235								
61	12.813	33.668	29.545	21.366	1'37.392	227,8	17:28'16.627								
62	12.942	33.754	29.746	21.266	1'37.708	227,4	17:29'54.335								
63	12.791	33.555	30.143	21.342	1'37.831	228,8	17:31'32.166								
64	12.668	34.475	29.365	21.146	1'37.654	226,4	17:33'09.820								
65	12.679	33.725	29.476	21.141	1'37.021	228,3	17:34'46.841								

172 DL Racing (1'35.224)

Lap	Seg.1	Seg.2	Seg.3	Seg.4	Lap Time	km/h	Local Time
Luca Segù							
1		36.553	29.932	21.521	1'48.758	222,2	15:35'14.625
2	13.023	33.732	29.413	21.434	1'37.602	230,8	15:36'52.227
3	12.730	33.469	29.084	21.435	1'36.718	228,3	15:38'28.945

16/06/2024

P = Pits In/Out - C = Lap Time Cancelled



ACI Racing Weekend Vallelunga, 15-16 Giugno 2024

Campionato Italiano GT Endurance - Analisi Tempi Race

Vallelunga 4.085 m

Start at 15:33'25.867

22 / 27

66	12.753	33.449	29.336	2'14.555	3'30.093P	229,8	17:38'16.934	27	12.852	34.340	30.373	21.740	1'39.305	234,3	16:20'19.052
Alessio Caiola															
67	20.083	34.807	30.208	22.448	1'47.546P	225,0	17:40'04.480	28	12.915	34.091	30.242	21.800	1'39.048	235,3	16:21'58.100
68	13.296	34.244	31.831	22.321	1'41.692	225,0	17:41'46.172	30	12.781	33.972	30.293	22.463	1'39.509	234,3	16:25'17.611
69	13.091	33.833	30.059	21.636	1'38.619	226,9	17:43'24.791	31	13.697	35.950	43.110	37.232	2'09.989	230,8	16:27'27.600
70	13.060	34.888	31.065	22.026	1'41.039	226,4	17:45'05.830	32	36.405	1'08.662	43.222	2'20.922	4'49.211P	83,9	16:32'16.811
71	13.399	35.115	30.402	22.171	1'41.087	225,5	17:46'46.917	Alberto Clementi Pisani							
72	13.126	33.999	30.500	21.748	1'39.373	227,8	17:48'26.290	33	36.240	1'08.912	43.244	37.461	3'05.857P	83,4	16:35'22.668
73	13.017	34.544	30.097	21.722	1'39.380	226,9	17:50'05.670	34	36.580	1'09.053	42.765	37.533	3'05.931	83,6	16:38'28.599
74	12.966	34.175	29.960	21.912	1'39.013	227,8	17:51'44.683	35	36.625	50.250	32.892	22.956	2'22.723	133,8	16:40'51.322
75	13.006	34.082	30.241	21.983	1'39.312	226,9	17:53'23.995	36	13.396	35.424	31.099	22.144	1'42.063	229,8	16:42'33.385
76	13.299	35.477	30.763	21.864	1'41.403	226,9	17:55'05.398	37	13.205	48.268	45.324	34.113	2'20.910	123,1	16:44'54.295
77	13.101	34.023	30.043	21.519	1'38.686	228,8	17:56'44.084	38	20.172	48.460	47.800	21.735	2'18.167	152,1	16:47'12.462
78	13.271	1'03.572	45.171	2'21.475	4'23.489P	81,0	18:01'07.573	39	13.423	34.573	30.433	21.809	1'40.238	236,8	16:48'52.700
Luca Segù															
79	36.208	1'09.440	42.835	37.627	3'06.110P	80,4	18:04'13.683	41	26.960	1'08.147	47.584	25.813	2'48.504	80,8	16:53'25.958
80	36.677	1'09.371	42.496	37.658	3'06.202	80,7	18:07'19.885	42	17.771	44.991	45.113	21.928	2'09.803	131,1	16:55'35.761
81	36.670	1'09.225	42.832	37.538	3'06.265	80,3	18:10'26.150	43	13.464	34.877	29.890	21.495	1'39.726	233,8	16:57'15.487
82	37.635	43.895	31.335	22.853	2'15.718	173,1	18:12'41.868	44	12.960	33.565	30.179	21.724	1'38.428	236,8	16:58'53.915
83	14.157	36.580	31.914	22.881	1'45.532	220,9	18:14'27.400	45	13.246	34.620	30.379	21.627	1'39.872	236,3	17:00'33.787
84	19.360	50.358	41.626	21.161	2'12.505	94,0	18:16'39.905	46	12.907	33.609	29.530	21.457	1'37.503	235,8	17:02'11.290
85	12.680	33.321	29.175	21.491	1'36.667	229,8	18:18'16.572	47	12.941	33.762	29.776	21.536	1'38.015	232,3	17:03'49.305
86	12.945	33.560	30.243	21.794	1'38.542	232,3	18:19'55.114	48	12.818	33.636	29.269	21.316	1'37.039	234,8	17:05'26.344
87	12.994	33.913	30.361	21.326	1'38.594	231,3	18:21'33.708	49	12.901	33.619	29.349	2'15.117	3'30.986P	235,8	17:08'57.330
88	13.062	34.241	29.786	21.616	1'38.705	230,3	18:23'12.413	Ferdinando D'Auria							
89	12.809	33.981	29.789	21.506	1'38.085	228,3	18:24'50.498	50	21.313	34.978	29.884	21.628	1'47.803P	231,3	17:10'45.133
90	12.891	34.212	30.095	21.400	1'38.598	227,4	18:26'29.096	51	12.812	33.967	29.797	22.042	1'38.618	234,3	17:12'23.751
91	12.644	33.002	28.835	20.743	1'35.224	229,3	18:28'04.320	52	12.694	33.602	29.759	21.383	1'37.438	233,8	17:14'01.189
92	12.635	33.083	29.012	21.024	1'35.754	229,8	18:29'40.074	53	12.662	33.850	29.633	21.338	1'37.483	234,3	17:15'38.672
93	12.758	33.552	29.649	21.213	1'37.172	229,3	18:31'17.246	54	12.663	33.968	29.711	21.676	1'38.018	234,8	17:17'16.690
94	12.903	34.230	29.817	21.028	1'37.978	228,3	18:32'55.224	55	12.813	33.776	29.789	21.446	1'37.824	231,3	17:18'54.514
95	13.004	33.503	29.357	20.898	1'36.762	228,8	18:34'31.986	56	12.711	33.833	29.675	21.410	1'37.629	234,8	17:20'32.143
96	12.790	33.424	29.623	20.944	1'36.781	229,8	18:36'08.767	57	12.668	36.075	30.064	21.401	1'40.208	230,3	17:22'12.351
Race Time 3:02'42.900															

202 HC Racing Division (1'37.039)

Lap	Seg.1	Seg.2	Seg.3	Seg.4	Lap Time	km/h	Local Time
Douglas Bolger							
1		36.956	31.255	21.756	1'50.920	228,3	15:35'16.787
2	12.822	33.552	29.807	21.401	1'37.582	233,8	15:36'54.369
3	12.786	33.582	29.609	21.311	1'37.288	235,8	15:38'31.657
4	12.787	34.102	29.892	21.427	1'38.208	233,3	15:40'09.865
5	12.744	34.566	29.740	21.328	1'38.378	231,8	15:41'48.243
6	12.809	33.800	29.688	21.147	1'37.444	233,3	15:43'25.687
7	12.743	33.860	29.740	21.241	1'37.584	236,8	15:45'03.271
8	12.699	33.638	30.255	22.074	1'38.666	235,8	15:46'41.937
9	12.858	33.859	29.704	21.272	1'37.693	236,3	15:48'19.630
10	12.704	33.757	30.092	21.320	1'37.873	235,8	15:49'57.503
11	12.859	33.820	29.790	21.340	1'37.809	236,8	15:51'35.312
12	12.740	33.703	29.991	21.169	1'37.603	236,3	15:53'12.915
13	12.774	33.921	29.906	21.237	1'37.838	236,8	15:54'50.753
14	12.710	33.522	29.800	21.376	1'37.408	236,3	15:56'28.161
15	12.738	33.967	29.787	21.304	1'37.796	235,3	15:58'05.957
16	12.687	33.911	29.935	21.909	1'38.442	235,8	15:59'44.399
17	12.664	33.758	29.810	21.181	1'37.413	236,8	16:01'21.812
18	12.815	34.134	30.001	2'14.906	3'31.856P	236,8	16:04'53.668
Ferdinando D'Auria							
19	17.885	34.875	48.078	22.676	2'03.514P	232,3	16:06'57.182
20	13.258	35.003	30.777	22.218	1'41.256	229,8	16:08'38.438
21	13.719	35.105	30.822	21.810	1'41.456	234,8	16:10'19.894
22	12.940	34.231	30.082	21.718	1'38.971	232,8	16:11'58.865
23	12.818	34.196	30.518	22.336	1'39.868	235,3	16:13'38.733
24	13.692	35.387	30.549	22.623	1'42.251	232,3	16:15'20.984
25	12.961	34.334	29.973	21.770	1'39.038	234,8	16:17'00.022
26	12.826	34.831	30.308	21.760	1'39.725	237,4	16:18'39.747

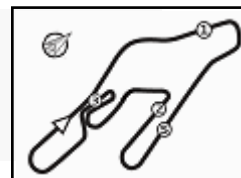
Race Time 2:17'19.163 + 0.891Pen

212 Best Lap (1'36.810)

Lap	Seg.1	Seg.2	Seg.3	Seg.4	Lap Time	km/h	Local Time
Giammarco Marzioletti							
1		37.825	32.052	22.442	1'53.981	226,9	15:35'19.848
2	13.282	34.417	30.672	22.101	1'40.472	228,8	15:37'00.320
3	13.174	34.338	29.953	21.816	1'39.281	230,3	15:38'39.601
4	13.133	34.341	30.379	21.967	1'39.820	229,3	15:40'19.421
5	13.085	34.180	29.865	21.759	1'38.889	227,4	15:41'58.310
6	13.176	35.035	30.165	21.855	1'40.231	226,4	15:43'38.541
7	13.064	34.039	31.343	22.643	1'41.089	228,8	15:45'19.630
8	13.027	34.310	30.287	21.922	1'39.546	229,8	15:46'59.176
9	13.000	34.022	31.944	21.970	1'40.936	229,3	15:48'40.112

16/06/2024

P = Pits In/Out - C = Lap Time Cancelled



Vallelunga 4.085 m

ACI Racing Weekend Vallelunga, 15-16 Giugno 2024

Campionato Italiano GT Endurance - Analisi Tempi Race

Start at 15:33'25.867

24 / 27

51	12.983	34.372	30.181	21.728	1'39.264	225,0	17:12'40.811	14	14.716	35.902	31.133	22.715	1'44.466	220,4	15:58'00.528
52	12.987	33.979	29.631	21.588	1'38.185	225,5	17:14'18.996	15	14.491	35.858	31.193	2'45.385	4'06.927P	225,0	16:02'07.455
53	12.914	34.239	29.866	21.593	1'38.612	226,9	17:15'57.608				Matej Kosic				
54	14.053	34.996	29.753	21.661	1'40.463	225,0	17:17'38.071	16	19.739	39.211	31.997	22.752	1'53.699P	220,4	16:04'01.154
55	13.101	34.025	29.815	21.966	1'38.907	226,4	17:19'16.978	17	14.007	34.850	30.308	22.780	1'41.945	226,4	16:05'43.099
56	12.972	34.160	31.413	23.024	1'41.569	226,9	17:20'58.547	18	14.506	34.784	30.187	22.224	1'41.701	225,9	16:07'24.800
57	13.096	34.151	30.438	21.670	1'39.355	227,8	17:22'37.902	19	13.431	35.228	29.858	21.889	1'40.406	225,0	16:09'05.206
58	12.951	34.871	29.811	21.408	1'39.041	227,4	17:24'16.943	20	13.575	34.723	30.205	22.923	1'41.426	224,5	16:10'46.632
59	12.962	33.888	29.782	21.319	1'37.951	227,4	17:25'54.894	21	13.352	34.642	30.243	22.196	1'40.433	226,9	16:12'27.065
60	12.980	34.106	29.890	22.882	1'39.858	227,4	17:27'34.752	22	13.666	35.508	30.440	22.114	1'41.728	227,8	16:14'08.793
61	12.987	34.329	29.717	21.615	1'38.648	226,4	17:29'13.400	23	13.389	34.659	30.310	22.683	1'41.041	222,1	16:15'49.834
62	13.018	34.631	30.014	21.567	1'39.230	226,9	17:30'52.630	24	13.827	34.740	30.595	22.040	1'41.202	227,8	16:17'31.036
63	12.987	34.095	30.268	2'14.904	3'32.254P	227,4	17:34'24.884	25	13.580	34.530	29.912	22.207	1'40.229	226,9	16:19'11.265

Sandra van der Sloot

64	17.951	34.114	30.350	21.403	1'43.818P	225,9	17:36'08.702	26	15.000	35.370	31.222	22.597	1'44.189	223,1	16:20'55.454
65	12.953	33.666	29.966	21.239	1'37.824	225,9	17:37'46.526	27	13.366	35.682	30.425	22.482	1'41.955	222,7	16:22'37.409
66	12.931	33.942	30.405	21.351	1'38.629	226,4	17:39'25.155	28	13.443	34.474	30.080	21.788	1'39.785	227,4	16:24'17.194
67	13.002	33.770	29.924	21.318	1'38.014	226,4	17:41'03.169	29	13.301	35.673	31.452	21.913	1'42.339	221,8	16:25'59.533
68	13.096	33.658	29.869	21.151	1'37.774	225,5	17:42'40.943	30	15.678	1'07.781	44.334	37.927	2'45.720	79,5	16:28'45.253
69	12.870	33.525	29.915	21.243	1'37.553	226,4	17:44'18.496	31	37.138	1'07.797	45.254	2'39.019	5'09.208P	89,6	16:33'54.461
70	12.956	33.461	30.130	21.365	1'37.912	226,4	17:45'56.408	32	36.319	1'10.340	45.260	38.028	3'09.947P	79,9	16:37'04.408
71	13.099	34.583	30.004	21.744	1'39.430	225,9	17:47'35.838	33	37.147	1'10.436	45.234	25.681	2'58.498	80,2	16:40'02.906
72	13.197	34.941	29.806	21.514	1'39.458	223,6	17:49'15.296	34	17.198	37.805	32.328	23.089	1'50.420	221,3	16:41'53.326
73	13.004	33.541	30.071	21.271	1'37.887	226,9	17:50'53.183	35	26.719	1'02.221	44.568	35.269	2'48.777	72,1	16:44'42.103
74	13.640	34.171	29.722	21.351	1'38.884	224,5	17:52'32.067	36	21.916	47.007	49.428	23.375	2'21.726	141,2	16:47'03.829
75	13.077	34.259	30.360	21.350	1'39.046	225,9	17:54'11.113	37	15.587						
76	13.016	33.538	29.746	21.263	1'37.563	227,8	17:55'48.676								
77	12.852	34.345	29.956	37.310	1'54.463	225,0	17:57'43.139								
78	37.196	1'11.350	43.289	2'16.548	4'48.383P	79,8	18:02'31.522								

Race Time 1:13'37.962

272 DL Racing (1'37.451)

Lap	Seg.1	Seg.2	Seg.3	Seg.4	Lap Time	km/h	Local Time
Stefano Gattuso							
1		36.751	31.415	22.016	1'51.398	218,6	15:35'17.265
2	13.217	33.819	29.609	21.612	1'38.257	226,9	15:36'55.522
3	13.161	34.647	29.368	21.394	1'38.570	222,2	15:38'34.092
4	13.039	33.609	29.520	21.350	1'37.518	226,4	15:40'11.610
5	13.048	33.908	30.458	21.489	1'38.903	227,8	15:41'50.513
6	13.111	33.544	29.481	21.498	1'37.634	225,9	15:43'28.147
7	13.148	33.771	29.477	21.366	1'37.762	225,9	15:45'05.909
8	13.082	33.703	29.864	21.493	1'38.142	225,9	15:46'44.051
9	13.023	33.669	29.418	21.459	1'37.569	225,9	15:48'21.620
10	13.008	33.585	29.705	21.496	1'37.794	225,0	15:49'59.414
11	13.006	33.589	29.523	21.463	1'37.581	226,9	15:51'36.995
12	13.093	33.712	29.567	21.960	1'38.332	226,4	15:53'15.327
13	13.757	33.876	30.102	21.701	1'39.436	226,4	15:54'54.763
14	13.117	33.679	29.608	21.528	1'37.932	225,0	15:56'32.695
15	13.068	33.707	29.641	21.706	1'38.122	225,5	15:58'10.817
16	13.345	33.988	29.731	2'16.868	3'33.932P	225,5	16:01'44.749

Alessandro Mainetti

Race Time 3:02'57.518 + 20.070Pen

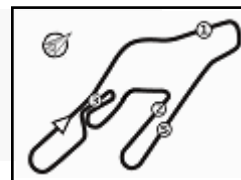
232 LEMA Racing (1'39.785)

Lap	Seg.1	Seg.2	Seg.3	Seg.4	Lap Time	km/h	Local Time
Maurizio Fondi							
1		38.542	32.338	22.921	1'57.706	226,9	15:35'23.573
2	14.071	35.459	30.720	22.532	1'42.782	222,7	15:37'06.355
3	13.974	35.352	30.787	22.357	1'42.470	225,5	15:38'48.825
4	13.903	35.792	30.835	22.431	1'42.961	222,7	15:40'31.786
5	13.885	35.288	30.841	22.473	1'42.487	223,1	15:42'14.273
6	13.846	35.492	30.822	22.450	1'42.610	225,5	15:43'56.883
7	13.926	35.545	31.051	22.606	1'43.128	224,1	15:45'40.011
8	14.001	35.639	31.200	22.644	1'43.484	226,4	15:47'23.495
9	13.896	35.336	32.235	23.233	1'44.700	224,5	15:49'08.195
10	14.867	36.265	31.257	25.163	1'47.552	225,9	15:50'55.747
11	16.298	37.167	30.985	22.790	1'47.240	218,6	15:52'42.987
12	14.102	35.455	30.756	22.711	1'43.024	226,4	15:54'26.011
13	13.951	35.712	36.827	23.561	1'50.051	224,5	15:56'16.062

16/06/2024

P = Pits In/Out - C = Lap Time Cancelled





Vallelunga 4.085 m

ACI Racing Weekend Vallelunga, 15-16 Giugno 2024

Campionato Italiano GT Endurance - Analisi Tempi Race

Start at 15:33'25.867

25 / 27

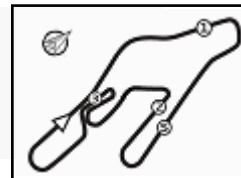
Giacomo Riva										291 Centri Porsche Ticino (1'35.235)							
										Lap	Seg.1	Seg.2	Seg.3	Seg.4	Lap Time	km/h	Local Time
34	33.418	1'08.277	43.398	37.312	3'02.405P	81,3	16:37'55.443	94	13.334	34.318	29.799	21.725	1'39.176	224,5	18:34'45.168		
35	36.166	1'03.223	32.156	23.237	2'34.782	81,2	16:40'30.225	95	13.362	34.494	30.264	21.780	1'39.900	227,4	18:36'25.068		
36	14.118	35.622	31.170	22.370	1'43.280	221,3	16:42'13.505									Race Time 3:02'59.201	
37	15.866	1'02.441	44.681	34.875	2'37.863	86,7	16:44'51.368										
38	20.658	48.148	47.145	21.993	2'17.944	139,2	16:47'09.312										
39	13.468	35.425	31.312	21.833	1'42.038	225,9	16:48'51.350										
40	13.107	35.788	32.733	22.949	1'44.577	225,9	16:50'35.927										
41	26.498	1'08.576	47.367	25.790	2'48.231	70,1	16:53'24.158										
42	17.536	45.359	45.007	21.900	2'09.802	130,1	16:55'33.960										
43	13.198	34.222	30.170	21.794	1'39.384	225,9	16:57'13.388										
44	13.006	34.791	30.706	21.778	1'40.281	227,4	16:58'53.625										
45	13.262	34.689	30.368	2'23.191	3'41.510P	225,9	17:02'35.135										
Stefano Gattuso																	
46	21.593	36.497	30.319	21.723	1'50.132P	216,9	17:04'25.267										
47	13.387	33.835	30.020	21.611	1'38.853	224,1	17:06'04.120										
48	13.351	34.728	30.277	21.894	1'40.250	225,5	17:07'44.370										
49	13.103	33.843	30.345	21.473	1'38.764	225,9	17:09'23.134										
50	13.252	34.134	29.916	21.636	1'38.938	224,1	17:11'02.072										
51	13.173	34.019	30.195	21.672	1'39.059	225,0	17:12'41.131										
52	13.275	33.819	29.814	21.481	1'38.389	225,0	17:14'19.520										
53	13.163	33.989	29.917	22.454	1'39.523	225,5	17:15'59.043										
54	13.360	34.583	30.049	21.539	1'39.531	225,0	17:17'38.574										
55	13.293	33.876	30.080	21.565	1'38.814	225,9	17:19'17.388										
56	13.222	33.984	30.905	21.896	1'40.007	226,4	17:20'57.395										
57	13.786	33.621	30.281	21.524	1'39.212	226,4	17:22'36.607										
58	13.237	33.589	30.546	21.550	1'38.922	226,4	17:24'15.529										
59	13.173	33.989	29.837	21.565	1'38.564	225,9	17:25'54.093										
60	13.355	34.066	29.854	21.551	1'38.826	226,4	17:27'32.919										
61	13.713	34.302	30.117	2'22.029	3'40.161P	225,5	17:31'13.080										
Giacomo Riva																	
62	18.360	35.158	31.540	22.026	1'47.084P	221,8	17:33'00.164										
63	13.332	34.335	30.636	21.611	1'39.914	225,0	17:34'40.078										
64	13.160	34.644	30.001	21.566	1'39.371	225,0	17:36'19.449										
65	13.078	34.200	29.805	21.517	1'38.600	225,5	17:37'58.049										
66	12.967	34.183	30.092	21.505	1'38.747	225,9	17:39'36.796										
67	12.936	34.647	29.725	21.478	1'38.786	225,0	17:41'15.582										
68	12.885	35.678	29.841	21.598	1'40.002	225,9	17:42'55.584										
69	12.935	34.305	30.940	21.551	1'39.731	225,9	17:44'35.315										
70	12.929	33.863	31.285	21.835	1'39.912	226,9	17:46'15.227										
71	12.996	34.309	29.952	21.558	1'38.815	225,5	17:47'54.042										
72	13.016	34.096	30.913	21.360	1'39.385	227,4	17:49'33.427										
73	12.960	34.129	29.975	21.738	1'38.802	227,8	17:51'12.229										
74	13.216	34.948	30.250	22.006	1'40.420	225,5	17:52'52.649										
75	13.599	34.537	30.775	22.585	1'41.496	227,8	17:54'34.145										
76	13.754	34.091	29.934	21.737	1'39.516	226,9	17:56'13.661										
77	13.089	38.307	41.874	37.300	2'10.570	215,1	17:58'24.231										
78	36.225	1'08.535	43.105	2'26.572	4'54.437P	81,1	18:03'18.668										
Alessandro Mainetti																	
79	31.200	1'10.190	43.413	38.107	3'02.910P	81,3	18:06'21.578										
80	37.749	1'11.328	43.955	38.261	3'11.293	76,7	18:09'32.871										
81	37.272	1'09.980	32.692	22.523	2'42.467	77,6	18:12'15.338										
82	14.504	34.875	38.437	36.103	2'03.919	219,5	18:14'19.257										
83	22.368	50.869	42.480	21.738	2'17.455	134,0	18:16'36.712										
84	12.932	33.758	30.410	21.907	1'39.007	226,4	18:18'15.719										
85	12.897	34.143	30.886	21.825	1'39.751	229,8	18:19'55.470										
86	13.218	33.991	30.075	21.582	1'38.866	226,9	18:21'34.336										
87	13.105	34.044	29.860	21.534	1'38.543	226,4	18:23'12.879										
88	13.180	33.864	30.501	21.675	1'39.220	226,9	18:24'52.099										
89	13.077	34.550	30.635	21.746	1'40.008	227,4	18:26'32.107										
90	13.224	34.343	29.895	21.568	1'39.030	225,9	18:28'11.137										
91	13.186	33.783	29.408	21.220	1'37.597	225,0	18:29'48.734										
92	12.973	34.127	29.878	21.796	1'38.774	226,4	18:31'27.508										
93	13.039	33.747	30.058	21.640	1'38.484	228,3	18:33'05.992										
Valerio Presezzi																	
94	19.169	35.112	29.951	21.971	1'46.203P	220,0	17:11'58.376										
95	13.671	34.956	32.045	22.107	1'42.779	221,3	17:13'41.155										
96	13.463	36.084	30.649	22.468	1'42.664	218,2	17:15'23.819										
97	13.398	34.977	30.591	22.447	1'41.413	222,7	17:17'05.232										
98	13.424	35.101	30.915	22.506	1'41.946	221,8	17:18'47.178										
99	13.499	36.153	31.266	22.576	1'43.494	219,1	17:20'30.672										

16/06/2024

P = Pits In/Out - C = Lap Time Cancelled

Powered by FICr PERUGIA TIMING





ACI Racing Weekend Vallelunga, 15-16 Giugno 2024

Campionato Italiano GT Endurance - Analisi Tempi Race

Vallelunga 4.085 m

Start at 15:33'25.867

26 / 27

56	13.749	36.999	31.751	22.766	1'45.265	220,9	17:22'15.937	19	13.468	35.766	30.733	22.179	1'42.146	223,1	16:08'47.319
57	13.590	34.934	31.564	22.706	1'42.794	223,6	17:23'58.731	20	13.607	35.117	30.549	23.146	1'42.419	225,0	16:10'29.738
58	13.665	36.474	31.541	23.300	1'44.980	222,2	17:25'43.711	21	13.450	35.408	31.587	22.304	1'42.749	223,6	16:12'12.487
59	13.501	35.109	32.782	22.759	1'44.151	224,1	17:27'27.862	22	13.370	35.556	31.819	22.392	1'43.137	223,6	16:13'55.624
60	13.372	35.421	31.147	23.283	1'43.223	220,4	17:29'11.085	23	13.380	35.150	31.174	22.946	1'42.650	225,5	16:15'38.274
61	13.808	36.228	31.466	2'16.063	3'37.565P	220,4	17:32'48.650	24	13.386	34.714	30.681	22.189	1'40.970	226,4	16:17'19.244
Ivan Martin Jacoma															
62	17.534	34.520	30.097	21.245	1'43.396P	225,5	17:34'32.046	25	13.250	34.743	30.399	21.905	1'40.297	225,9	16:18'59.541
63	12.806	34.600	29.596	20.940	1'37.942	225,0	17:36'09.988	26	13.322	35.413	30.804	22.102	1'41.641	228,3	16:20'41.182
64	12.704	33.387	30.142	20.979	1'37.212	228,8	17:37'47.200	27	13.488	34.992	30.702	22.037	1'41.219	225,5	16:22'22.401
65	12.732	33.480	29.844	21.034	1'37.090	230,3	17:39'24.290	28	13.352	35.786	31.639	22.697	1'43.474	213,9	16:24'05.875
66	12.782	33.563	29.115	21.010	1'36.470	226,9	17:41'00.760	29	13.321	35.149	31.375	22.221	1'42.066	225,5	16:25'47.941
67	12.829	33.977	29.344	20.895	1'37.045	223,6	17:42'37.805	30	13.302	1'02.709	43.726	37.829	2'37.566	79,3	16:28'25.507
68	12.715	33.675	29.370	20.976	1'36.736	226,9	17:44'14.541	31	37.145	1'10.002	44.735	2'33.012	5'04.894P	79,5	16:33'30.401
Alex Fontana															
69	12.838	33.457	29.231	21.180	1'36.706	225,9	17:45'51.247	32	36.629	1'11.436	44.154	38.676	3'10.895P	77,8	16:36'41.296
70	12.770	33.534	29.301	21.055	1'36.660	227,4	17:47'27.907	33	37.825	1'11.332	44.044	34.761	3'07.962	78,8	16:39'49.258
71	12.767	33.523	29.272	21.026	1'36.588	229,3	17:49'04.495	34	16.138	38.222	31.900	30.009	1'56.269	210,9	16:41'45.527
72	12.775	33.951	29.600	21.037	1'37.363	228,8	17:50'41.858	35	30.614	1'02.450	43.897	35.746	2'52.707	101,6	16:44'38.234
73	12.742	33.597	29.322	21.154	1'36.815	228,8	17:52'18.673	36	21.412	47.381	50.153	21.975	2'20.921	138,6	16:46'59.155
74	12.825	33.667	29.223	21.113	1'36.828	228,8	17:53'55.501	37	13.387	34.768	29.916	21.528	1'39.599	228,3	16:48'38.754
75	12.739	33.942	30.577	21.088	1'38.346	228,3	17:55'33.847	38	13.152	34.654	31.814	21.439	1'41.059	228,3	16:50'19.813
76	12.750	34.237	29.435	30.665	1'47.087	232,3	17:57'20.934	39	27.965	1'09.786	45.883	26.629	2'50.263	93,8	16:53'10.076
77	37.309	1'10.236	42.390	2'21.403	4'51.338P	78,7	18:02'12.272	40	18.242	43.691	48.024	21.286	2'11.243	153,0	16:55'21.319
Max Busnelli															
78	35.745	1'10.354	42.734	38.040	3'06.873P	78,6	18:05'19.145	41	13.283	33.540	29.500	21.204	1'37.527	229,3	16:56'58.846
79	37.332	1'10.273	42.272	38.028	3'07.905	78,8	18:08'27.050	42	12.818	33.649	29.926	21.300	1'37.693	232,3	16:58'36.539
80	37.365	1'10.270	42.415	28.904	2'58.954	78,8	18:11'26.004	43	13.432	34.152	30.410	21.227	1'39.221	227,8	17:00'15.760
81	14.035	54.358	53.023	37.616	2'39.032	121,3	18:14'05.036	44	13.010	33.838	29.524	2'16.455	3'32.827P	228,3	17:03'48.587
Matej Knez															
82	23.978	50.349	43.041	21.192	2'18.560	115,1	18:16'23.596	45	17.983	37.998	31.837	22.895	1'50.713P	203,0	17:05'39.300
83	13.386	33.351	29.606	21.143	1'37.486	230,3	18:18'01.082	46	13.621	35.366	30.731	22.349	1'42.067	222,7	17:07'21.367
84	12.955	33.142	28.888	20.734	1'35.719	228,8	18:19'36.801	47	13.717	35.630	30.593	21.889	1'41.829	224,1	17:09'03.196
85	12.757	33.801	28.862	20.790	1'36.210	230,3	18:21'13.011	48	15.811	36.725	30.587	22.635	1'45.758	204,5	17:10'48.954
86	12.774	33.011	28.750	20.700	1'35.235	228,8	18:22'48.246	49	13.298	34.579	30.611	22.053	1'40.541	224,5	17:12'29.495
87	12.733	33.468	28.872	20.837	1'35.910	228,3	18:24'24.156	50	13.179	35.139	30.328	21.959	1'40.605	222,7	17:14'10.100
88	12.777	33.768	28.818	20.805	1'36.168	228,3	18:26'00.324	51	13.180	34.565	30.131	21.856	1'39.732	224,5	17:15'49.832
89	12.759	33.166	30.078	21.041	1'37.044	227,4	18:27'37.368	52	13.118	34.373	31.471	22.278	1'41.240	224,1	17:17'31.072
90	12.802	33.127	28.759	20.945	1'35.633	228,3	18:29'13.001	53	14.202	36.173	30.285	21.969	1'42.629	196,7	17:19'13.701
91	12.700	33.149	28.667	20.741	1'35.257	228,8	18:30'48.258	54	13.265	35.433	34.111	23.485	1'46.294	200,0	17:20'59.995
92	12.717	33.495	29.575	20.884	1'36.671	228,8	18:32'24.929	55	13.681	34.830	31.313	21.917	1'41.741	223,6	17:22'41.736
93	12.720	33.264	29.156	20.948	1'36.088	229,3	18:34'01.017	56	13.168	34.169	30.075	21.753	1'39.165	225,5	17:24'20.901
94	13.242	35.159	28.980	21.130	1'38.511	225,0	18:35'39.528	57	13.333	35.122	30.485	21.738	1'40.678	212,6	17:26'01.579
Race Time 3:02'13.661															
58 13.023 34.173 29.904 21.733 1'38.833 225,9 17:27'40.412															
59 13.114 34.419 29.784 21.875 1'39.192 225,0 17:29'19.604															
60 13.125 34.215 30.235 21.762 1'39.337 225,5 17:30'58.941															
61 13.235 34.821 31.821 22.155 1'42.032 225,9 17:32'40.973															
62 13.492 34.330 31.530 21.711 1'41.063 227,4 17:34'22.036															
63 13.400 34.470 31.172 2'18.337 3'37.379P 225,9 17:37'59.415															
'Hash'															
64 18.278 35.870 32.037 22.542 1'48.727P 224,1 17:39'48.142															
65 13.466 36.367 30.661 22.062 1'42.556 221,8 17:41'30.698															
66 13.887 35.963 30.898 22.348 1'43.096 221,8 17:43'13.794															
67 13.550 35.553 30.795 22.444 1'42.342 224,1 17:44'56.136															
68 13.547 35.899 31.431 22.151 1'43.028 222,2 17:46'39.164															
69 13.414 35.422 30.860 23.107 1'42.803 223,1 17:48'21.967															
70 13.270 35.818 30.839 22.166 1'42.093 225,9 17:50'04.060															
71 13.256 36.225 31.015 22.144 1'42.640 224,1 17:51'46.700															
72 13.488 34.670 30.142 21.855 1'40.155 226,4 17:53'26.855															
73 13.169 34.875 30.273 21.901 1'40.218 226,9 17:55'07.073															
74 13.196 34.574 30.674 21.849 1'40.293 228,3 17:56'47.366															
75 13.157 1'03.535 44.726 2'41.392 4'42.810P 79,1 18:01'30.176															
Alex Fontana															
76 36.427 1'09.247 42.316 37.428 3'05.418P 79,4 18:04'35.594															
77 36.001 1'09.617 45.017 38.558 3'09.193 79,4 18:07'44.787															
78 37.944 1'11.301 45.424 38.421 3'13.090 78,0 18:10'57.877															

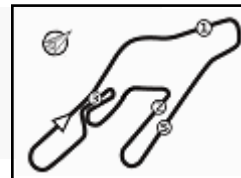
292 Centri Porsche Ticino (1'35.576)

Lap	Seg.1	Seg.2	Seg.3	Seg.4	Lap Time	km/h	Local Time
Matej Knez							
1		38.568	33.024	22.966	1'57.348	221,8	15:35'23.215
2	13.560	35.230	30.300	22.019	1'41.109	222,2	15:37'04.324
3	13.262	34.590	30.524	21.680	1'40.056	224,5	15:38'44.380
4	13.246	35.818	30.184	22.013	1'41.261	219,1	15:40'25.641
5	13.396	35.189	30.173	21.856	1'40.614	221,3	15:42'06.255
6	13.267	34.888	30.519	22.012	1'40.686	222,2	15:43'46.941
7	13.472	34.821	30.336	22.083	1'40.712	224,1	15:45'27.653
8	13.551	34.799	30.790	21.926	1'41.066	224,5	15:47'08.719
9	13.218	34.541	30.903	22.123	1'40.785	224,1	15:48'49.504
10	13.325	34.374	30.261	21.863	1'39.823	224,1	15:50'29.327
11	13.214	34.966	31.813	22.906	1'42.899	222,2	15:52'12.226
12	13.373	37.098	31.797	21.875	1'44.143	210,5	15:53'56.369
13	13.331	35.932	33.338	24.561	1'47.162	224,1	15:55'43.531
14	13.669	35.382	30.474	21.977	1'41.502	219,1	15:57'25.033
15	13.324	36.369	31.856	2'21.864	3'43.413P	223,1	16:01'08.446
'Hash'							
16	17.980	1'17.547	33.444	22.875	2'31.846P	222,7	16:03'40.292
17	13.602	36.885	30.763	22.088	1'43.338	222,2	16:05'23.630
18	13.411	34.601	30.957	22.574	1'41.543	226,9	16:07'05.173

16/06/2024

P = Pits In/Out - C = Lap Time Cancelled





Vallelunga 4.085 m

ACI Racing Weekend Vallelunga, 15-16 Giugno 2024

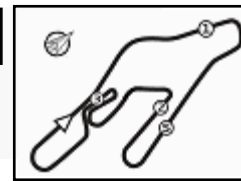
Campionato Italiano GT Endurance - Analisi Tempi Race

Start at 15:33'25.867

79	32.807	58.315	53.785	37.165	3'02.072	92,5	18:13'59.949
80	23.578	50.981	44.515	23.229	2'22.303	120,8	18:16'22.252
81	14.693	33.952	29.539	20.939	1'39.123	231,3	18:18'01.375
82	13.351	33.635	28.976	21.052	1'37.014	230,8	18:19'38.389
83	12.619	33.176	29.005	20.776	1'35.576	231,8	18:21'13.965
84	12.610	33.051	29.312	20.748	1'35.721	230,8	18:22'49.686
85	12.585	33.554	29.637	20.937	1'36.713	232,3	18:24'26.399
86	12.692	33.105	29.709	21.268	1'36.774	230,3	18:26'03.173
87	12.588	33.053	29.015	20.932	1'35.588	229,8	18:27'38.761
88	12.544	33.210	29.171	20.755	1'35.680	231,3	18:29'14.441
89	12.505	33.288	31.187	20.892	1'37.872	231,3	18:30'52.313
90	12.556	33.235	29.519	21.190	1'36.500	230,8	18:32'28.813
91	12.516	33.167	29.236	20.929	1'35.848	230,8	18:34'04.661
92	12.503	33.408	29.256	21.045	1'36.212	231,3	18:35'40.873

Race Time 3:02'15.006





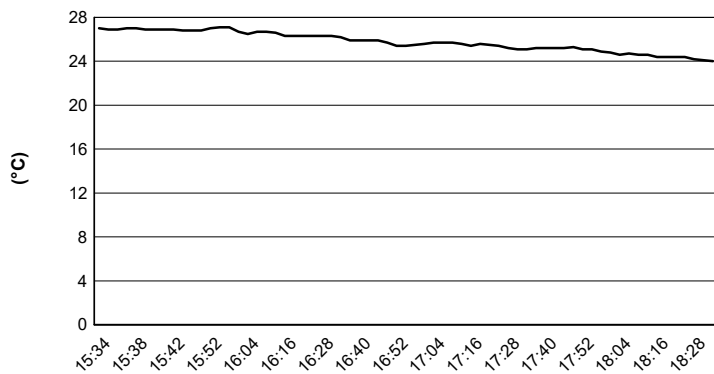
Vallelunga 4.085 m

ACI Racing Weekend Vallelunga, 15-16 Giugno 2024

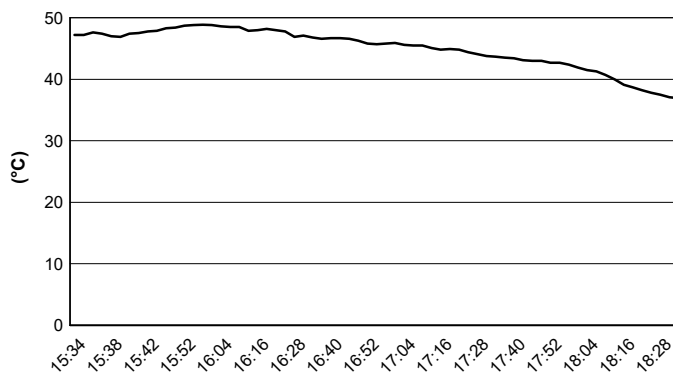
Campionato Italiano GT Endurance - Meteo Race

Session started 15:34 - Session ended 18:37

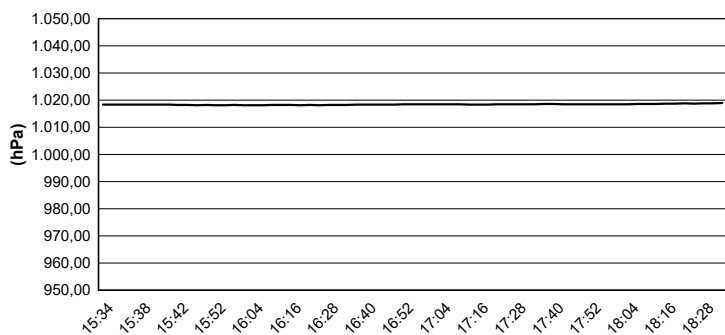
Air Temperature



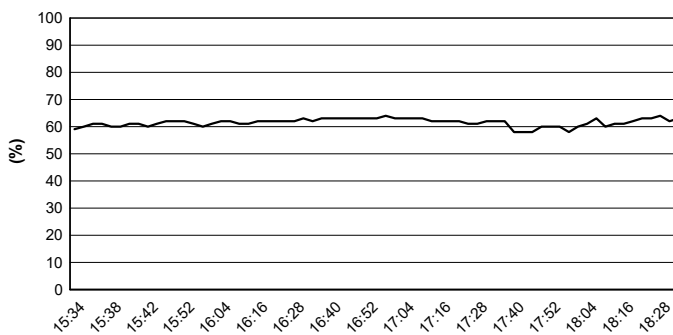
Track Temperature



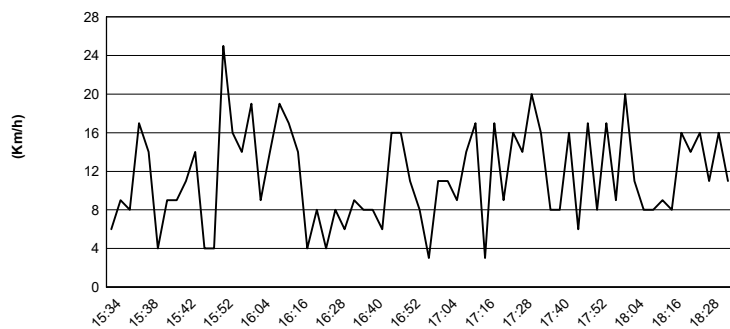
Air Pressure



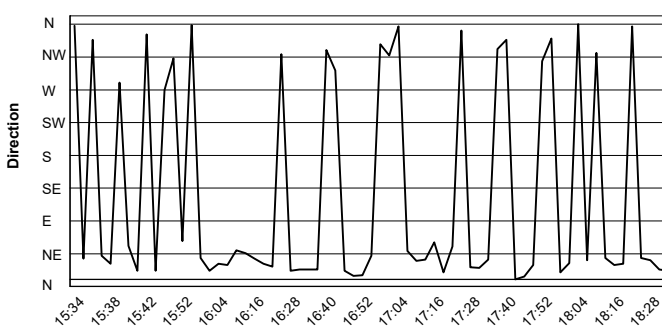
Humidity



Wind Speed

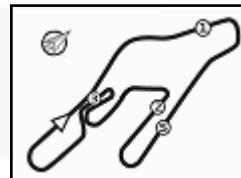


Wind Direction



16/06/2024





Vallelunga 4.085 m

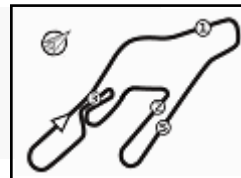
ACI Racing Weekend Vallelunga, 15-16 Giugno 2024

Campionato Italiano GT Endurance - Pit Times Race

Start: 15:33'25.867 1: 15:58'25.867 / 16:08'25.867 2: 16:28'25.867 / 16:38'25.867 3: 16:58'25.867 / 17:08'25.867
 4: 17:28'25.867 / 17:38'25.867 5: 17:58'25.867 / 18:08'25.867

No. Entrant	Driver		Race Time	Local Time	Pit Time	Ref. Time	Difference	Penalty
5 L&A Infinity	J.LORENZO	Pit IN	25'28.773	15:58'54.640				
	M.RAGHUNATHAN	PIT OUT	27'33.461	16:00'59.328	2'04.688 (1)	2'02.000		
		Pit IN	56'50.908	16:30'16.775				
	W.ALATALO	PIT OUT	58'57.116	16:32'22.983	2'06.208 (2)	2'02.000		
		Pit IN	1:33'03.231	17:06'29.098				
	J.LORENZO	PIT OUT	1:35'13.455	17:08'39.322	2'10.224 (3)	2'02.000		
		Pit IN	2:02'21.485	17:35'47.352				
	M.RAGHUNATHAN	PIT OUT	2:04'31.166	17:37'57.033	2'09.681 (4)	2'02.000		
		Pit IN	2:26'27.604	17:59'53.471				
		PIT OUT	2:28'33.932	18:01'59.799	2'06.328 (5)	2'02.000		
7 BMW Italia Ceccato Racing	S.COMANDINI	Pit IN	26'30.781	15:59'56.648				
	F.GUERRA	PIT OUT	28'33.336	16:01'59.203	2'02.555 (1)	2'02.000		
		Pit IN	1:00'41.884	16:34'07.751				
	P.DENES	PIT OUT	1:02'44.692	16:36'10.559	2'02.808 (2)	2'02.000		
		Pit IN	1:32'33.709	17:05'59.576				
	F.GUERRA	PIT OUT	1:34'35.722	17:08'01.589	2'02.013 (3)	2'02.000		
		Pit IN	1:56'34.279	17:30'00.146				
	S.COMANDINI	PIT OUT	1:58'36.649	17:32'02.516	2'02.370 (4)	2'02.000		
	Pit IN	2:26'38.766	18:00'04.633					
	P.DENES	PIT OUT	2:28'44.134	18:02'10.001	2'05.368 (5)	2'02.000		
8 BMW Italia Ceccato Racing	A.NILSSON	Pit IN	32'48.596	16:06'14.463				
	M.CASSARÀ	PIT OUT	34'51.228	16:08'17.095	2'02.632 (1)	2'02.000		
		Pit IN	55'35.792	16:29'01.659				
	F.DE LUCA	PIT OUT	57'41.427	16:31'07.294	2'05.635 (2)	2'02.000		
		Pit IN	1:06'31.749	16:39'57.616				
		PIT OUT	1:13'55.039	16:47'20.906	7'23.290			
		Pit IN	1:23'43.364	16:57'09.231				
A.NILSSON	PIT OUT	2:36'40.624	18:10'06.491	1:12'57.260				
12 Tresor Audi Sport Italia	A.AKA	Pit IN	26'27.926	15:59'53.793				
	R.MAZZOLA	PIT OUT	28'29.929	16:01'55.796	2'02.003 (1)	2'02.000		
		Pit IN	57'24.186	16:30'50.053				
	P.DELLI GUANTI	PIT OUT	59'27.244	16:32'53.111	2'03.058 (2)	2'02.000		
		Pit IN	1:27'51.366	17:01'17.233				
	A.AKA	PIT OUT	1:29'54.746	17:03'20.613	2'03.380 (3)	2'02.000		
		Pit IN	1:56'25.891	17:29'51.758				
	R.MAZZOLA	PIT OUT	1:58'29.372	17:31'55.239	2'03.481 (4)	2'02.000		
		Pit IN	2:26'26.771	17:59'52.638				
P.DELLI GUANTI	PIT OUT	2:28'29.842	18:01'55.709	2'03.071 (5)	2'02.000			
16 AKM Motorsport	G.SANDRUCCI	Pit IN	26'46.949	16:00'12.816				
	F.BENCIVENNI	PIT OUT	28'50.330	16:02'16.197	2'03.381 (1)	2'02.000		
		Pit IN	58'10.646	16:31'36.513				
	L.FERRARI	PIT OUT	1:00'53.960	16:34'19.827	2'43.314 (2)	2'02.000		
		Pit IN	1:34'10.664	17:07'36.531				
	F.BENCIVENNI	PIT OUT	1:36'15.176	17:09'41.043	2'04.512 (3)	2'02.000		
		Pit IN	1:56'39.850	17:30'05.717				
	G.SANDRUCCI	PIT OUT	1:58'42.996	17:32'08.863	2'03.146 (4)	2'02.000		
		Pit IN	2:27'07.130	18:00'32.997				
	L.FERRARI	PIT OUT	2:29'10.840	18:02'36.707	2'03.710 (5)	2'02.000		





Vallelunga 4.085 m

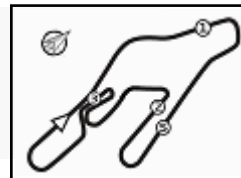
ACI Racing Weekend Vallelunga, 15-16 Giugno 2024

Campionato Italiano GT Endurance - Pit Times Race

Start: 15:33'25.867 1: 15:58'25.867 / 16:08'25.867 2: 16:28'25.867 / 16:38'25.867 3: 16:58'25.867 / 17:08'25.867
 4: 17:28'25.867 / 17:38'25.867 5: 17:58'25.867 / 18:08'25.867

No.	Entrant	Driver		Race Time	Local Time	Pit Time	Ref. Time	Difference	Penalty	
17	EF Racing	K.GALBIATI	Pit IN	29'45.503	16:03'11.370					
		E.FULGENZI	PIT OUT	31'47.743	16:05'13.610	2'02.240	(1)	2'02.000		
			Pit IN	55'03.898	16:28'29.765					
		K.GALBIATI	PIT OUT	57'23.015	16:30'48.882	2'19.117	(2)	2'02.000		
			Pit IN	1:32'44.721	17:06'10.588					
		E.FULGENZI	PIT OUT	1:34'52.682	17:08'18.549	2'07.961	(3)	2'02.000		
			Pit IN	2:03'05.165	17:36'31.032					
		K.GALBIATI	PIT OUT	2:05'07.268	17:38'33.135	2'02.103	(4)	2'02.000		
			Pit IN	2:30'10.012	18:03'35.879					
			E.FULGENZI	PIT OUT	2:32'13.221	18:05'39.088	2'03.209	(5)	2'02.000	
19	VSR	R.CAZZANIGA	Pit IN	29'54.486	16:03'20.353					
		A.DI FOLCO	PIT OUT	31'57.967	16:05'23.834	2'03.481	(1)	2'02.000		
			Pit IN	1:01'12.660	16:34'38.527					
		E.LIBERATI	PIT OUT	1:03'15.706	16:36'41.573	2'03.046	(2)	2'02.000		
			Pit IN	1:34'08.711	17:07'34.578					
		R.CAZZANIGA	PIT OUT	1:36'12.586	17:09'38.453	2'03.875	(3)	2'02.000		
			Pit IN	1:58'15.383	17:31'41.250					
		A.DI FOLCO	PIT OUT	2:00'18.752	17:33'44.619	2'03.369	(4)	2'02.000		
			Pit IN	2:32'53.311	18:06'19.178					
			E.LIBERATI	PIT OUT	2:34'56.236	18:08'22.103	2'02.925	(5)	2'02.000	
27	Scuderia Baldini	G.FISICHELLA	Pit IN	29'32.755	16:02'58.622					
		A.LECLERC	PIT OUT	31'36.705	16:05'02.572	2'03.950	(1)	2'02.000		
			Pit IN	57'05.111	16:30'30.978					
		T.MOSCA	PIT OUT	59'08.777	16:32'34.644	2'03.666	(2)	2'02.000		
			Pit IN	1:34'05.584	17:07'31.451					
		A.LECLERC	PIT OUT	1:36'09.793	17:09'35.660	2'04.209	(3)	2'02.000		
			Pit IN	2:02'38.133	17:36'04.000					
		T.MOSCA	PIT OUT	2:04'40.476	17:38'06.343	2'02.343	(4)	2'02.000		
			Pit IN	2:25'46.045	17:59'11.912					
			G.FISICHELLA	PIT OUT	2:27'54.358	18:01'20.225	2'08.313	(5)	2'02.000	
28	Nova Race Events	A.MARCHETTI	Pit IN	30'37.989	16:04'03.856					
		F.FERRI	PIT OUT	32'43.051	16:06'08.918	2'05.062	(1)	2'02.000		
			Pit IN	56'59.271	16:30'25.138					
		A.BODELLINI	PIT OUT	59'18.667	16:32'44.534	2'19.396	(2)	2'02.000		
			Pit IN	1:31'10.787	17:04'36.654					
		A.MARCHETTI	PIT OUT	1:33'17.064	17:06'42.931	2'06.277	(3)	2'02.000		
			Pit IN	2:00'56.888	17:34'22.755					
		F.FERRI	PIT OUT	2:02'59.481	17:36'25.348	2'02.593	(4)	2'02.000		
			Pit IN	2:29'36.134	18:03'02.001					
			A.BODELLINI	PIT OUT	2:31'42.278	18:05'08.145	2'06.144	(5)	2'02.000	
32	Auto Sport Racing	S.MUR	Pit IN	28'06.560	16:01'32.427					
		N.LERTLAMPRASERTKL	PIT OUT	30'11.992	16:03'37.859	2'05.432	(1)	2'02.000		
			Pit IN	57'15.196	16:30'41.063					
		A.LOMMAHADTHAI	PIT OUT	59'22.993	16:32'48.860	2'07.797	(2)	2'02.000		
			Pit IN	1:33'11.357	17:06'37.224					
		S.MUR	PIT OUT	1:35'24.667	17:08'50.534	2'13.310	(3)	2'02.000		
			Pit IN	1:58'27.202	17:31'53.069					
		N.LERTLAMPRASERTKL	PIT OUT	2:00'32.191	17:33'58.058	2'04.989	(4)	2'02.000		
			Pit IN	2:26'52.588	18:00'18.455					
			A.LOMMAHADTHAI	PIT OUT	2:28'56.373	18:02'22.240	2'03.785	(5)	2'02.000	
33	Auto Sport Racing	J.SANPORN	Pit IN	25'49.452	15:59'15.319					
		M.PAVLOVIC	PIT OUT	27'27.132	16:00'52.999	1'37.680	(1)	2'02.000	24.320	1'12.960
			Pit IN	44'48.956	16:18'14.823					





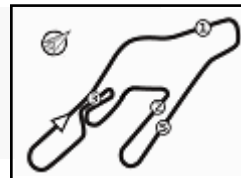
Vallelunga 4.085 m

ACI Racing Weekend Vallelunga, 15-16 Giugno 2024

Campionato Italiano GT Endurance - Pit Times Race

Start: 15:33'25.867 1: 15:58'25.867 / 16:08'25.867 2: 16:28'25.867 / 16:38'25.867 3: 16:58'25.867 / 17:08'25.867
 4: 17:28'25.867 / 17:38'25.867 5: 17:58'25.867 / 18:08'25.867

No. Entrant	Driver		Race Time	Local Time	Pit Time	Ref. Time	Difference	Penalty
50 AF Corse	S.GAI	Pit IN	31'32.072	16:04'57.939				
	R.PONZIO	PIT OUT	33'35.212	16:07'01.079	2'03.140 (1)	2'02.000		
		Pit IN	55'49.564	16:29'15.431				
	M.MAC	PIT OUT	58'06.921	16:31'32.788	2'17.357 (2)	2'02.000		
		Pit IN	1:32'49.491	17:06'15.358				
	R.PONZIO	PIT OUT	1:34'52.050	17:08'17.917	2'02.559 (3)	2'02.000		
		Pit IN	1:55'25.774	17:28'51.641				
	S.GAI	PIT OUT	1:57'26.410	17:30'52.277	2'00.636 (4)	2'02.000	1.364	4.092
		Pit IN	2:27'18.779	18:00'44.646				
		M.MAC	PIT OUT	2:29'23.288	18:02'49.155	2'04.509 (5)	2'02.000	
51 AF Corse	E.DONNO	Pit IN	31'12.644	16:04'38.511				
	A.BRACALENTE	PIT OUT	33'21.703	16:06'47.570	2'09.059 (1)	2'02.000		
		Pit IN	55'04.795	16:28'30.662				
	E.DONNO	PIT OUT	57'08.458	16:30'34.325	2'03.663 (2)	2'02.000		
		Pit IN	1:31'12.817	17:04'38.684				
		PIT OUT	1:33'15.064	17:06'40.931	2'02.247 (3)	2'02.000		
		Pit IN	2:02'55.330	17:36'21.197				
	A.BRACALENTE	PIT OUT	2:04'57.951	17:38'23.818	2'02.621 (4)	2'02.000		
		Pit IN	2:27'16.942	18:00'42.809				
		E.DONNO	PIT OUT	2:29'21.941	18:02'47.808	2'04.999 (5)	2'02.000	
54 Imperiale Sport Car Service	G.FASCICOLO	Pit IN	25'53.383	15:59'19.250				
	A.BOWEN	PIT OUT	27'56.712	16:01'22.579	2'03.329 (1)	2'02.000		
		Pit IN	1:00'35.951	16:34'01.818				
	A.FARHADI	PIT OUT	1:02'39.634	16:36'05.501	2'03.683 (2)	2'02.000		
		Pit IN	1:26'38.907	17:00'04.774				
	G.FASCICOLO	PIT OUT	1:28'42.494	17:02'08.361	2'03.587 (3)	2'02.000		
		Pit IN	2:00'58.965	17:34'24.832				
	A.BOWEN	PIT OUT	2:03'05.404	17:36'31.271	2'06.439 (4)	2'02.000		
		Pit IN	2:30'12.784	18:03'38.651				
		A.FARHADI	PIT OUT	2:32'15.919	18:05'41.786	2'03.135 (5)	2'02.000	
55 Nova Race Events	M.BUTTI	Pit IN	33'14.903	16:06'40.770				
	V.SCARPETTA	PIT OUT	35'21.896	16:08'47.763	2'06.993 (1)	2'02.000		
		Pit IN	44'55.460	16:18'21.327				
		PIT OUT	45'25.606	16:18'51.473	30.146			
		Pit IN	56'43.506	16:30'09.373				
	F.JELMINI	PIT OUT	58'45.725	16:32'11.592	2'02.219 (2)	2'02.000		
		Pit IN	1:32'58.505	17:06'24.372				
	V.SCARPETTA	PIT OUT	1:35'00.224	17:08'26.091	2'01.719 (3)	2'02.000	0.281	0.843
		Pit IN	1:55'34.608	17:29'00.475				
	M.BUTTI	PIT OUT	1:57'36.913	17:31'02.780	2'02.305 (4)	2'02.000		
	Pit IN	2:27'22.809	18:00'48.676					
	F.JELMINI	PIT OUT	2:29'24.919	18:02'50.786	2'02.110 (5)	2'02.000		
63 VSR	S.TRIBAUDINI	Pit IN	25'21.674	15:58'47.541				
	B.MOULIN	PIT OUT	27'25.827	16:00'51.694	2'04.153 (1)	2'02.000		
		Pit IN	55'58.346	16:29'24.213				
	J.GUIDETTI	PIT OUT	58'02.189	16:31'28.056	2'03.843 (2)	2'02.000		
		Pit IN	1:34'24.183	17:07'50.050				
	S.TRIBAUDINI	PIT OUT	1:36'28.375	17:09'54.242	2'04.192 (3)	2'02.000		
		Pit IN	1:55'26.374	17:28'52.241				
	B.MOULIN	PIT OUT	1:57'33.696	17:30'59.563	2'07.322 (4)	2'02.000		
		Pit IN	2:34'06.200	18:07'32.067				
		J.GUIDETTI	PIT OUT	2:36'09.685	18:09'35.552	2'03.485 (5)	2'02.000	



Vallelunga 4.085 m

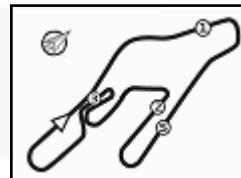
ACI Racing Weekend Vallelunga, 15-16 Giugno 2024

Campionato Italiano GT Endurance - Pit Times Race

Start: 15:33'25.867 1: 15:58'25.867 / 16:08'25.867 2: 16:28'25.867 / 16:38'25.867 3: 16:58'25.867 / 17:08'25.867
 4: 17:28'25.867 / 17:38'25.867 5: 17:58'25.867 / 18:08'25.867

No. Entrant	Driver		Race Time	Local Time	Pit Time	Ref. Time	Difference	Penalty
66 VSR	G.STADSBADER	Pit IN	34'43.667	16:08'09.534				
	A.FABI	PIT OUT	36'47.296	16:10'13.163	2'03.629 (1)	2'02.000		
		Pit IN	58'55.049	16:32'20.916				
	G.STADSBADER	PIT OUT	1:01'01.919	16:34'27.786	2'06.870 (2)	2'02.000		
		Pit IN	1:26'37.493	17:00'03.360				
		PIT OUT	1:28'41.256	17:02'07.123	2'03.763 (3)	2'02.000		
		Pit IN	2:03'08.820	17:36'34.687				
	A.FABI	PIT OUT	2:05'12.273	17:38'38.140	2'03.453 (4)	2'02.000		
		Pit IN	2:30'22.559	18:03'48.426				
		G.STADSBADER	PIT OUT	2:32'26.382	18:05'52.249	2'03.823 (5)	2'02.000	
75 Double TT Racing	L.COLAVITA	Pit IN	33'19.950	16:06'45.817				
	C.ULRICH	PIT OUT	35'23.569	16:08'49.436	2'03.619 (1)	2'02.000		
		Pit IN	56'34.032	16:29'59.899				
	S.RICCITELLI	PIT OUT	58'41.126	16:32'06.993	2'07.094 (2)	2'02.000		
		Pit IN	1:33'11.999	17:06'37.866				
	C.ULRICH	PIT OUT	1:35'16.947	17:08'42.814	2'04.948 (3)	2'02.000		
		Pit IN	1:59'24.704	17:32'50.571				
	L.COLAVITA	PIT OUT	2:01'28.055	17:34'53.922	2'03.351 (4)	2'02.000		
	Pit IN	2:26'55.049	18:00'20.916					
	S.RICCITELLI	PIT OUT	2:29'00.692	18:02'26.559	2'05.643 (5)	2'02.000		
77 Nova Race Events	L.MAGNONI	Pit IN	26'17.490	15:59'43.357				
	R.MASSARO	PIT OUT	28'27.801	16:01'53.668	2'10.311 (1)	2'02.000		
		Pit IN	58'40.625	16:32'06.492				
	M.CIGLIA	PIT OUT	1:00'57.752	16:34'23.619	2'17.127 (2)	2'02.000		
		Pit IN	1:29'59.015	17:03'24.882				
	L.MAGNONI	PIT OUT	1:32'01.986	17:05'27.853	2'02.971 (3)	2'02.000		
		Pit IN	1:59'34.839	17:33'00.706				
	M.CIGLIA	PIT OUT	2:01'37.888	17:35'03.755	2'03.049 (4)	2'02.000		
	Pit IN	2:27'15.560	18:00'41.427					
	R.MASSARO	PIT OUT	2:29'18.209	18:02'44.076	2'02.649 (5)	2'02.000		
85 Imperiale Sport Car Service	A.DELEDDA	Pit IN	30'10.657	16:03'36.524				
	R.ROGALSKI	PIT OUT	32'14.479	16:05'40.346	2'03.822 (1)	2'02.000		
		Pit IN	56'04.603	16:29'30.470				
	K.GILARDONI	PIT OUT	58'08.634	16:31'34.501	2'04.031 (2)	2'02.000		
		Pit IN	1:29'49.830	17:03'15.697				
	R.ROGALSKI	PIT OUT	1:31'54.173	17:05'20.040	2'04.343 (3)	2'02.000		
		Pit IN	1:57'11.369	17:30'37.236				
	A.DELEDDA	PIT OUT	1:59'14.457	17:32'40.324	2'03.088 (4)	2'02.000		
	Pit IN	2:25'02.868	17:58'28.735					
	K.GILARDONI	PIT OUT	2:27'07.841	18:00'33.708	2'04.973 (5)	2'02.000		
99 Tresor Audi Sport Italia	G.VAN BERLO	Pit IN	29'58.183	16:03'24.050				
	A.COLA	PIT OUT	32'01.258	16:05'27.125	2'03.075 (1)	2'02.000		
		Pit IN	55'32.965	16:28'58.832				
	L.MONCINI	PIT OUT	57'35.353	16:31'01.220	2'02.388 (2)	2'02.000		
		Pit IN	1:31'14.031	17:04'39.898				
	G.VAN BERLO	PIT OUT	1:33'18.107	17:06'43.974	2'04.076 (3)	2'02.000		
		Pit IN	1:59'55.463	17:33'21.330				
	A.COLA	PIT OUT	2:01'57.873	17:35'23.740	2'02.410 (4)	2'02.000		
	Pit IN	2:30'00.216	18:03'26.083					
	L.MONCINI	PIT OUT	2:32'02.807	18:05'28.674	2'02.591 (5)	2'02.000		





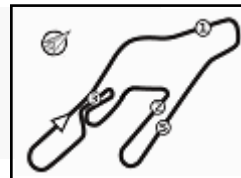
Vallelunga 4.085 m

ACI Racing Weekend Vallelunga, 15-16 Giugno 2024

Campionato Italiano GT Endurance - Pit Times Race

Start: 15:33'25.867 1: 15:58'25.867 / 16:08'25.867 2: 16:28'25.867 / 16:38'25.867 3: 16:58'25.867 / 17:08'25.867
 4: 17:28'25.867 / 17:38'25.867 5: 17:58'25.867 / 18:08'25.867

No.	Entrant	Driver		Race Time	Local Time	Pit Time	Ref. Time	Difference	Penalty
103	Easy Race	E.PIERANTONI	Pit IN	28'44.957	16:02'10.824				
		A.BACCI	PIT OUT	30'52.107	16:04'17.974	2'07.150	(1)	2'02.000	
			Pit IN	1:00'37.225	16:34'03.092				
		F.LA MAZZA	PIT OUT	1:02'43.678	16:36'09.545	2'06.453	(2)	2'02.000	
			Pit IN	1:27'02.714	17:00'28.581				
		E.PIERANTONI	PIT OUT	1:29'07.695	17:02'33.562	2'04.981	(3)	2'02.000	
			Pit IN	1:55'57.578	17:29'23.445				
		A.BACCI	PIT OUT	1:58'05.191	17:31'31.058	2'07.613	(4)	2'02.000	
	Pit IN	2:28'58.828	18:02'24.695						
	F.LA MAZZA	PIT OUT	2:31'06.037	18:04'31.904	2'07.209	(5)	2'02.000		
111	Best Lap	S.PATRINICOLA	Pit IN	33'10.169	16:06'36.036				
		S.DI MARE	PIT OUT	35'12.715	16:08'38.582	2'02.546	(1)	2'02.000	
			Pit IN	57'56.146	16:31'22.013				
		L.DEMARCHI	PIT OUT	1:00'10.137	16:33'36.004	2'13.991	(2)	2'02.000	
			Pit IN	1:30'14.677	17:03'40.544				
		S.DI MARE	PIT OUT	1:32'19.037	17:05'44.904	2'04.360	(3)	2'02.000	
			Pit IN	1:57'03.919	17:30'29.786				
		L.DEMARCHI	PIT OUT	1:59'08.558	17:32'34.425	2'04.639	(4)	2'02.000	
	Pit IN	2:27'06.378	18:00'32.245						
	S.PATRINICOLA	PIT OUT	2:29'12.946	18:02'38.813	2'06.568	(5)	2'02.000		
122	Ebimotors	D.CAZZANIGA	Pit IN	32'36.455	16:06'02.322				
		G.NICOLOSI	PIT OUT	49'58.011	16:23'23.878	17'21.556	(1)	2'02.000	
			Pit IN	1:00'04.418	16:33'30.285				
		D.DI BENEDETTO	PIT OUT	1:02'11.422	16:35'37.289	2'07.004	(2)	2'02.000	
			Pit IN	1:31'57.055	17:05'22.922				
		G.NICOLOSI	PIT OUT	1:34'03.189	17:07'29.056	2'06.134	(3)	2'02.000	
			Pit IN	1:55'20.280	17:28'46.147				
		D.DI BENEDETTO	PIT OUT	1:57'28.652	17:30'54.519	2'08.372	(4)	2'02.000	
	Pit IN	2:25'52.493	17:59'18.360						
	D.CAZZANIGA	PIT OUT	2:27'59.906	18:01'25.773	2'07.413	(5)	2'02.000		
127	Racevent	G.BERTON	Pit IN	29'10.726	16:02'36.593				
		L.LAURINI	PIT OUT	31'16.363	16:04'42.230	2'05.637	(1)	2'02.000	
			Pit IN	57'54.520	16:31'20.387				
		C.PERONI	PIT OUT	1:00'01.837	16:33'27.704	2'07.317	(2)	2'02.000	
			Pit IN	1:28'20.567	17:01'46.434				
		G.BERTON	PIT OUT	1:30'25.870	17:03'51.737	2'05.303	(3)	2'02.000	
			Pit IN	1:57'47.988	17:31'13.855				
		L.LAURINI	PIT OUT	1:59'54.144	17:33'20.011	2'06.156	(4)	2'02.000	
	Pit IN	2:27'10.359	18:00'36.226						
	C.PERONI	PIT OUT	2:29'16.902	18:02'42.769	2'06.543	(5)	2'02.000		
151	SR&R	N.RISITANO	Pit IN	33'29.174	16:06'55.041				
		L.ATTIANESE	PIT OUT	35'35.723	16:09'01.590	2'06.549	(1)	2'02.000	
			Pit IN	57'53.280	16:31'19.147				
		L.SCHOFIELD	PIT OUT	1:00'04.265	16:33'30.132	2'10.985	(2)	2'02.000	
			Pit IN	1:26'56.233	17:00'22.100				
		N.RISITANO	PIT OUT	1:29'01.088	17:02'26.955	2'04.855	(3)	2'02.000	
			Pit IN	1:57'09.721	17:30'35.588				
		L.ATTIANESE	PIT OUT	1:59'21.077	17:32'46.944	2'11.356	(4)	2'02.000	
	Pit IN	2:27'38.081	18:01'03.948						
	L.SCHOFIELD	PIT OUT	2:29'43.701	18:03'09.568	2'05.620	(5)	2'02.000		



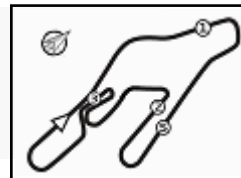
Vallelunga 4.085 m

ACI Racing Weekend Vallelunga, 15-16 Giugno 2024

Campionato Italiano GT Endurance - Pit Times Race

Start: 15:33'25.867 1: 15:58'25.867 / 16:08'25.867 2: 16:28'25.867 / 16:38'25.867 3: 16:58'25.867 / 17:08'25.867
 4: 17:28'25.867 / 17:38'25.867 5: 17:58'25.867 / 18:08'25.867

No.	Entrant	Driver		Race Time	Local Time	Pit Time	Ref. Time	Difference	Penalty
172	DL Racing	L.SEGÙ	Pit IN	30'41.641	16:04'07.508				
		A.CAIOLA	PIT OUT	33'03.949	16:06'29.816	2'22.308 (1)	2'02.000		
			Pit IN	56'14.983	16:29'40.850				
		L.SEGÙ	PIT OUT	58'18.917	16:31'44.784	2'03.934 (2)	2'02.000		
			Pit IN	1:31'39.910	17:05'05.777				
			PIT OUT	1:33'42.846	17:07'08.713	2'02.936 (3)	2'02.000		
			Pit IN	2:02'49.147	17:36'15.014				
		A.CAIOLA	PIT OUT	2:04'51.658	17:38'17.525	2'02.511 (4)	2'02.000		
			Pit IN	2:25'39.122	17:59'04.989				
			L.SEGÙ	PIT OUT	2:27'42.368	18:01'08.235	2'03.246 (5)	2'02.000	
202	HC Racing Division	D.BOLGER	Pit IN	29'26.691	16:02'52.558				
		F.D'AURIA	PIT OUT	31'28.394	16:04'54.261	2'01.703 (1)	2'02.000	0.297	0.891
			Pit IN	56'49.254	16:30'15.121				
		A.CLEMENTI PISANI	PIT OUT	58'51.565	16:32'17.432	2'02.311 (2)	2'02.000		
			Pit IN	1:33'29.705	17:06'55.572				
		F.D'AURIA	PIT OUT	1:35'32.069	17:08'57.936	2'02.364 (3)	2'02.000		
			Pit IN	1:55'15.790	17:28'41.657				
		A.CLEMENTI PISANI	PIT OUT	1:57'18.942	17:30'44.809	2'03.152 (4)	2'02.000		
212	Best Lap	G.MARZIALETTI	Pit IN	25'06.549	15:58'32.416				
		V.POSTIGLIONE	PIT OUT	27'20.886	16:00'46.753	2'14.337 (1)	2'02.000		
			Pit IN	29'25.820	16:02'51.687				
			PIT OUT	31'18.265	16:04'44.132	1'52.445 (1)			
			Pit IN	32'32.695	16:05'58.562				
			PIT OUT	40'56.391	16:14'22.258	8'23.696 (1)	2'02.000		
			Pit IN	43'04.768	16:16'30.635				
			PIT OUT	45'21.202	16:18'47.069	2'16.434			
			Pit IN	47'21.490	16:20'47.357				
			PIT OUT	54'31.204	16:27'57.071	7'09.714			
			Pit IN	1:03'47.660	16:37'13.527				
		P.AGOGLIA	PIT OUT	1:05'51.062	16:39'16.929	2'03.402 (2)	2'02.000		
			Pit IN	1:25'16.708	16:58'42.575				
		G.MARZIALETTI	PIT OUT	1:27'18.452	17:00'44.319	2'01.744 (3)	2'02.000	0.256	0.768
			Pit IN	1:38'52.888	17:12'18.755				
			PIT OUT	1:46'57.943	17:20'23.810	8'05.055			
			Pit IN	1:48'53.992	17:22'19.859				
			PIT OUT	1:51'36.190	17:25'02.057	2'42.198			
	Pit IN	2:01'24.429	17:34'50.296						
P.AGOGLIA	PIT OUT	2:03'26.578	17:36'52.445	2'02.149 (4)	2'02.000				
	Pit IN	2:31'51.712	18:05'17.579						
	V.POSTIGLIONE	PIT OUT	2:33'54.176	18:07'20.043	2'02.464 (5)	2'02.000			
217	EF Racing	S.VAN DER SLOOT	Pit IN	34'35.108	16:08'00.975				
		A.BURATTI	PIT OUT	36'33.678	16:09'59.545	1'58.570 (1)	2'02.000	3.430	10.290
			Pit IN	59'27.997	16:32'53.864				
		S.VAN DER SLOOT	PIT OUT	1:01'42.173	16:35'08.040	2'14.176 (2)	2'02.000		
			Pit IN	1:26'57.757	17:00'23.624				
		A.BURATTI	PIT OUT	1:29'13.578	17:02'39.445	2'15.821 (3)	2'02.000		
			Pit IN	1:58'57.024	17:32'22.891				
		S.VAN DER SLOOT	PIT OUT	2:00'59.618	17:34'25.485	2'02.594 (4)	2'02.000		
			Pit IN	2:27'07.964	18:00'33.831				
			A.BURATTI	PIT OUT	2:29'06.704	18:02'32.571	1'58.740 (5)	2'02.000	3.260



Vallelunga 4.085 m

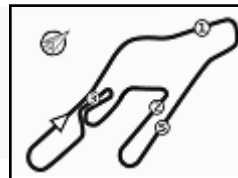
ACI Racing Weekend Vallelunga, 15-16 Giugno 2024

Campionato Italiano GT Endurance - Pit Times Race

Start: 15:33'25.867 1: 15:58'25.867 / 16:08'25.867 2: 16:28'25.867 / 16:38'25.867 3: 16:58'25.867 / 17:08'25.867
 4: 17:28'25.867 / 17:38'25.867 5: 17:58'25.867 / 18:08'25.867

No.	Entrant	Driver		Race Time	Local Time	Pit Time	Ref. Time	Difference	Penalty
232	LEMA Racing	M.FONDI	Pit IN	26'10.588	15:59'36.455				
		M.KOSIC	PIT OUT	28'42.199	16:02'08.066	2'31.611	(1)	2'02.000	
			Pit IN	58'09.172	16:31'35.039				
		A.LAH	PIT OUT	1:00'29.200	16:33'55.067	2'20.028	(2)	2'02.000	
272	DL Racing	S.GATTUSO	Pit IN	26'14.875	15:59'40.742				
		A.MAINETTI	PIT OUT	28'19.526	16:01'45.393	2'04.651	(1)	2'02.000	
			Pit IN	59'21.864	16:32'47.731				
		G.RIVA	PIT OUT	1:01'27.750	16:34'53.617	2'05.886	(2)	2'02.000	
			Pit IN	1:27'04.298	17:00'30.165				
		S.GATTUSO	PIT OUT	1:29'09.859	17:02'35.726	2'05.561	(3)	2'02.000	
			Pit IN	1:55'38.440	17:29'04.307				
		G.RIVA	PIT OUT	1:57'47.790	17:31'13.657	2'09.350	(4)	2'02.000	
	Pit IN	2:27'46.583	18:01'12.450						
	A.MAINETTI	PIT OUT	2:29'53.389	18:03'19.256	2'06.806	(5)	2'02.000		
291	Centri Porsche Ticino	I.JACOMA	Pit IN	31'07.796	16:04'33.663				
		V.PRESEZZI	PIT OUT	33'10.128	16:06'35.995	2'02.332	(1)	2'02.000	
			Pit IN	57'59.833	16:31'25.700				
		M.BUSNELLI	PIT OUT	1:00'02.835	16:33'28.702	2'03.002	(2)	2'02.000	
			Pit IN	1:34'44.581	17:08'10.448				
		V.PRESEZZI	PIT OUT	1:36'46.930	17:10'12.797	2'02.349	(3)	2'02.000	
			Pit IN	1:57'20.983	17:30'46.850				
		I.JACOMA	PIT OUT	1:59'23.375	17:32'49.242	2'02.392	(4)	2'02.000	
	Pit IN	2:26'44.590	18:00'10.457						
	M.BUSNELLI	PIT OUT	2:28'47.012	18:02'12.879	2'02.422	(5)	2'02.000		
292	Centri Porsche Ticino	M.KNEZ	Pit IN	25'34.294	15:59'00.161				
		.'HASH'	PIT OUT	27'43.163	16:01'09.030	2'08.869	(1)	2'02.000	
			Pit IN	57'51.709	16:31'17.576				
		A.FONTANA	PIT OUT	1:00'05.120	16:33'30.987	2'13.411	(2)	2'02.000	
			Pit IN	1:28'19.187	17:01'45.054				
		M.KNEZ	PIT OUT	1:30'23.311	17:03'49.178	2'04.124	(3)	2'02.000	
			Pit IN	2:02'30.122	17:35'55.989				
		.'HASH'	PIT OUT	2:04'34.136	17:38'00.003	2'04.014	(4)	2'02.000	
	Pit IN	2:25'43.732	17:59'09.599						
	A.FONTANA	PIT OUT	2:28'04.903	18:01'30.770	2'21.171	(5)	2'02.000		
207	Invictus Corse	Andres Mendez							





Vallelunga 4.085 m

ACI Racing Weekend Vallelunga, 15-16 Giugno 2024

Campionato Italiano GT Endurance - Griglia Gara 1 (Duration: 3:00')

18	232	FONDI M. LEMA Racing	Lamborghini		
17	151	RISITANO N. SR&R	Ferrari	55	BUTTI M. Nova Race Events
16	292	KNEZ M. Centri Porsche Ticino	Porsche 4'52.582	207	MENDEZ A. Invictus Corse
15	32	MUR S. Star Performance	Lamborghini 4'51.405		Lamborghini 4'52.656
14	122	CAZZANIGA D. Ebimotors	Porsche 4'49.670	103	PIERANTONI E. Easy Race
13	272	GATTUSO S. DL Racing	Lamborghini 4'49.109		Ferrari 4'52.456
12	291	JACOMA I. Centri Porsche Ticino	Porsche 4'47.317	217	VAN DER SLOOT S. EF Racing
11	54	FASCICOLO G. Imperiale Sport Car Service	Lamborghini 4'45.167		Porsche 4'50.123
10	172	SEGÙ L. DL Racing	Lamborghini 4'44.605	212	MARZIALETTI G. Best Lap
9	77	MAGNONI L. Nova Race Events	Honda 4'40.320		Ferrari 4'49.483
8	33	SANPORN J. Star Performance	Lamborghini 4'39.684	111	PATRINICOLA S. Best Lap
7	5	LORENZO J. L&A Infinity	Aston Martin 4'38.858		Ferrari 4'47.742
6	85	DELEDDA A. Imperiale Sport Car Service	Lamborghini 4'37.968	202	BOLGER D. HC Racing Division
5	50	GAI S. AF Corse	Ferrari 4'37.065		Lamborghini 4'46.959
4	16	SANDRUCCI G. AKM Motorsport	Mercedes 4'36.231	127	BERTON G. Racevent
3	51	DONNO E. AF Corse	Ferrari 4'35.794		Porsche 4'45.036
2	12	AKA A. Tresor Audi Sport Italia	Audi 4'35.636	99	VAN BERLO G. Tresor Audi Sport Italia
1	27	FISICHELLA G. Scuderia Baldini	Ferrari 4'34.004		Audi 4'41.530
				28	MARCHETTI A. Nova Race Events
					Mercedes 4'39.989
				75	COLAVITA L. Double TT Racing
					Ferrari 4'39.033
				63	TRIBAUDINI S. VSR
					Lamborghini 4'38.642
				66	STADSBADER G. VSR
					Lamborghini 4'37.600
				8	NILSSON A. BMW Italia Ceccato Racing
					BMW 4'36.347
				19	CAZZANIGA R. VSR
					Lamborghini 4'35.867
				17	GALBIATI K. EF Racing
					Porsche 4'35.710
				7	COMANDINI S. BMW Italia Ceccato Racing
					BMW 4'35.506

Il Concorrente n.232 (LEMA Racing) retrocesso di due posizioni per decisione n. 14 dei CCSS

